



EGR / EGR Cooler Delete Kit Installation Guide

2007.5 - 2008 6.7L Dodge Ram 2500/3500

Warning !!!

This high-performance part is NOT street-legal and is not legal for ANY vehicle registered or certified for highway use!!



step 1

step 2



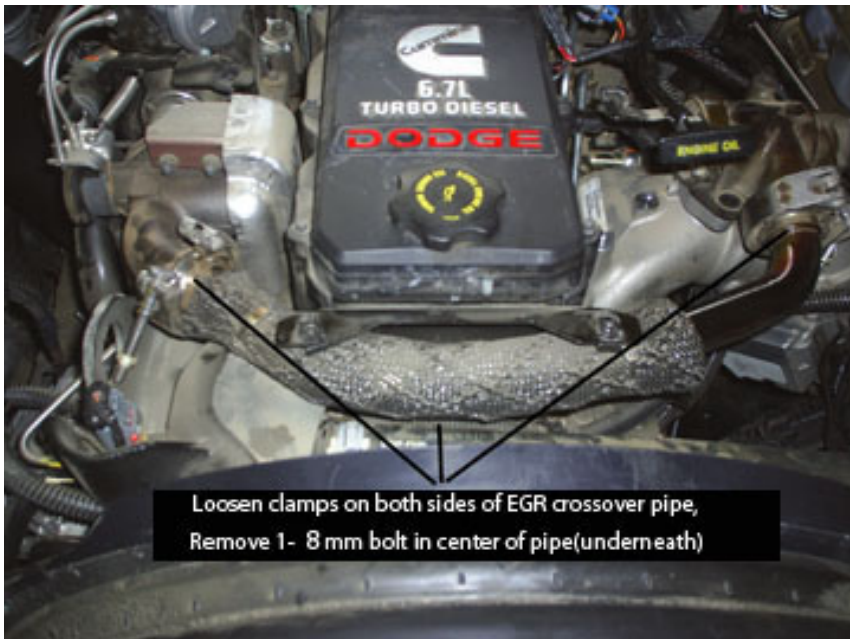


step 3



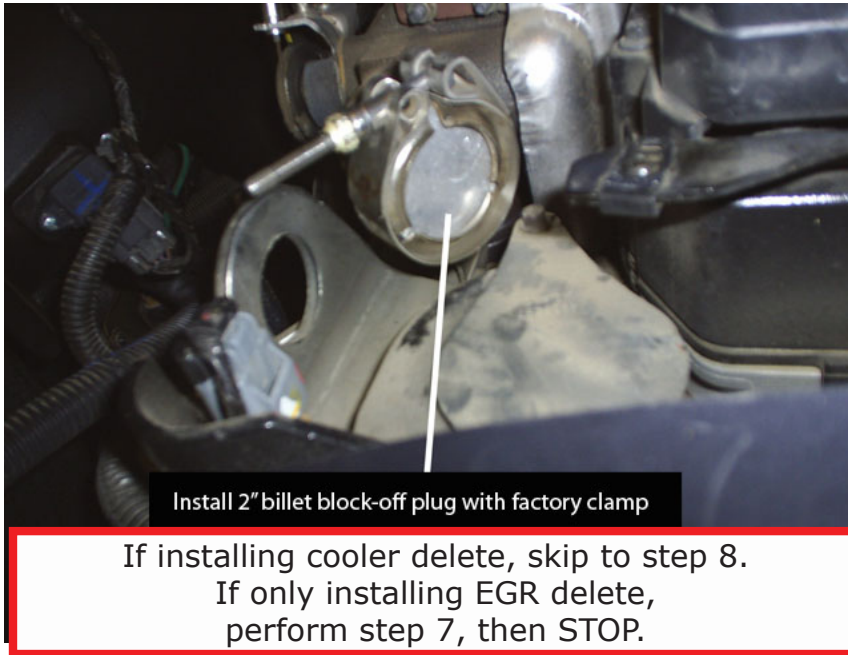
step 5

step 4





step 6





step 7

step 8




step 9

step 10




Remove 2- 15mm nuts and loosen clamp



step 11


Remove CCV hose and coolant lines
(it is normal for it to leak some coolant)



step 13

step 12


Install front block-off plate with factory 15mm bolts
Remove 4- 10mm bolts



step 14

Remove 2- 15mm nuts and remove EGR cooler






step 15



step 17



step 16



step 18