


The fun and easy way  
to update your smarty product

# Smarty FOR DUMMIES®

1st Edition

Maximize and manage  
your Smarty from  
MADS Electronics

***A Reference  
for the  
Rest of Us!®***



# Smarty update for DUMMIES

## Step 1:

Go to <http://www.madselectronics.com/>

## Step 2:

Click on Downloads:



**MADS** #1 in Cummins Performance

Home Products F.A.Q. **Downloads** About Us Help Contact Us Pricing Distributors News

## 6.7L Dodge RAM New! Smarty S67

MADS is proud to announce:

### Smarty S67

- CaTCHER software
- ABS tire height update
- Read Diagnostic Trouble Codes
- Programmable speed limiter
- Programmable parameters for fine tuning

**Attention:** Smarty S67 has not been tested on 2009 trucks with ECM bootloader software produced after the date 03-04-2009 according to the service bulletin [18-007-09](#). Please check the production date present on the ECM before install the CaTCHER software.

**No authorized dealers on E-BAY!!!**  
**NOT AUTHORIZED = NO WARRANTY**  
MADS products purchased on eBay do not carry a warranty. Be careful !  
Only Smarty purchased from authorized distributor or dealer receives assistance

### Step 3:

Click on S-67ME



### Step 4:

Scroll to the bottom of page and click on “7ZIP”

**Smarty  
S-67ME**  
  
**for  
Dodge RAM  
6.7L  
2007 -**

Documentation			
File Name	Description	Date	Size
<a href="#">SmartyS67UserGuide.pdf</a>	Smarty S67 User Guide	Apr. 3, 2009	238 KB
<a href="#">Disclaimer.pdf</a>	Disclaimer of liability	Dec. 14 2005	14 KB
<a href="#">SmartyUSBdriver installationguide.pdf</a>	Smarty's USB driver installation guide	Jan. 09 2006	167 KB
<a href="#">S67PowerLevelAndRevo.pdf</a>	Instructions for REVO software and Power Levels	Apr. 3, 2009	187 KB
<a href="#">AssistanceModule.txt</a>	Assistance information module	Dec. 13, 2005	1 KB

Software upgrade			
File Name	Description	Date	Size
<a href="#">S67V607CDR07ME.7z</a>	Smarty S67 Ver. 6.07C, Data: R.07D <b>REVO software</b> 350 hp engines	Apr. 12, 2009	4,073 KB

Tools			
File Name	Description	Date	Size
<a href="#">SmartyUSB.exe</a>	Smarty USB downloader ver. 5.08A optimized for Windows XP and Vista	Dec. 29, 2008	533 KB
<a href="#">SmartyUSBL.exe</a>	Smarty USB downloader ver. 5.08L	Apr. 17, 2009	532 KB
<a href="#">CDM_2.04.16.zip</a>	Smarty USB driver for Windows 2000, Windows XP and Windows Vista *	Mar. 5, 2009	837 KB
<a href="#">D30104.zip</a>	Smarty USB driver for Winsows 98SE and Windows ME *	Oct. 21, 2006	273 KB

\* Before using SmartyUSB program to download the upgrade software, the USB driver has to be installed.  
To do this, please follow these simple steps:  
1. Unzip the driver files into a new folder  
2. Plug Smarty in the USB port of your Microsoft Windows® based computer  
3. Windows finds a new hardware and asks for the drivers. DO NOT allow Windows to install the default driver. Suggest instead to Windows the folder with the files extracted from driver file as Smarty driver

For further details please see the "Smarty USB driver installation guide" in the Documentation section (Windows Vista automatically installs the correct driver)

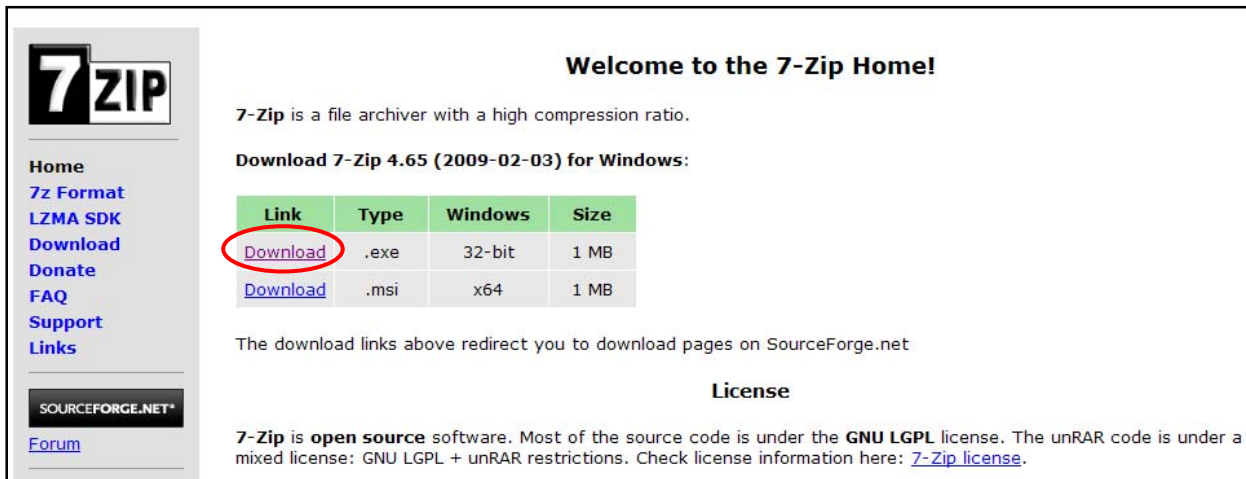
Click here to download Adobe® Reader®

Click here to download 7zip program:



## Step 5:

Click on the first Download link

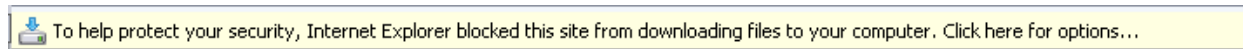


The screenshot shows the 7-Zip website. On the left is a navigation menu with links: Home, 7z Format, LZMA SDK, Download, Donate, FAQ, Support, and Links. The main content area has a header 'Welcome to the 7-Zip Home!' and a description: '7-Zip is a file archiver with a high compression ratio.' Below this, it says 'Download 7-Zip 4.65 (2009-02-03) for Windows:'. A table lists two download options:

Link	Type	Windows	Size
<a href="#">Download</a>	.exe	32-bit	1 MB
<a href="#">Download</a>	.msi	x64	1 MB

The first 'Download' link in the first row is circled in red. Below the table, it says 'The download links above redirect you to download pages on SourceForge.net'. At the bottom, there is a 'License' section stating that 7-Zip is open source software under the GNU LGPL license.

If this appears at top of screen, click on it and choose "Download File..."



Click Run

Continue through the install until complete button appears.



The screenshot shows the SourceForge.NET download page for jZip. The page has an orange header with the SourceForge.NET logo and text: 'Open Source Software - You are downloading 7-Zip ...'. Below this, it says 'Are you having problems with the download? Please use this direct link or try another mirror.' The main content area features the jZip logo and text: 'Zip Utility for Windows Download now for FREE'. A green button labeled 'Free jZip!' is visible. A 'File Download - Security Warning' dialog box is open in the center, asking 'Do you want to run or save this file?'. The dialog shows the file name '7z465.exe', type 'Application, 917KB', and source 'superb-west.dll.sourceforge.net'. The 'Run' button is circled in red. At the bottom of the page, it says 'SourceForge, Inc., All Rights Reserved' and 'Mirror provided'.

## Step 6:

Return to the Downloads Page (hit back button twice) and Click on SmartyUSB.exe under Tools:

**Smarty  
S-67ME**  
  
**for  
Dodge RAM  
6.7L  
2007 -**

Documentation			
File Name	Description	Date	Size
<a href="#">Smarty67UserGuide.pdf</a>	Smarty S67 User Guide	Apr. 3, 2009	238 KB
<a href="#">Disclaimer.pdf</a>	Disclaimer of liability	Dec. 14 2005	14 KB
<a href="#">SmartyUSBdriver installationguide.pdf</a>	Smarty's USB driver installation guide	Jan. 09 2006	167 KB
<a href="#">S67PowerLevelAndRevo.pdf</a>	Instructions for REVO software and Power Levels	Apr. 3, 2009	187 KB
<a href="#">AssistanceModule.txt</a>	Assistance information module	Dec. 13, 2005	1 KB

Software upgrade			
File Name	Description	Date	Size
<a href="#">S67V607CDR07ME.7z</a>	Smarty S67 Ver. 6.07C, Data: R.07D <b>REVO software</b> 350 hp engines	Apr. 12, 2009	4,073 KB

Tools			
File Name	Description	Date	Size
<a href="#">SmartyUSB.exe</a>	Smarty USB downloader ver. 5.08A optimized for Windows XP and Vista	Dec. 29, 2008	533 KB
<a href="#">SmartyUSBL.exe</a>	Smarty USB downloader ver. 5.08L	Apr. 17, 2009	532 KB
<a href="#">CDM_2.04.16.zip</a>	Smarty USB driver for Windows 2000, Windows XP and Windows Vista *	Mar. 5, 2009	837 KB
<a href="#">D30104.zip</a>	Smarty USB driver for Winsows 98SE and Windows ME *	Oct. 21, 2006	273 KB

Click Run

**MADS** **#1 in Cummins Performance**  
[Home](#) [Products](#) [F.A.Q.](#) [Downloads](#) [About Us](#) [Help](#) [Contact Us](#) [Pricing](#) [Distributors](#) [News](#)

**Smarty  
S-67ME**  
  
**for  
Dodge RAM  
6.7L  
2007 -**

Documentation			
File Name	Description	Date	Size
<a href="#">Smarty67UserGuide.pdf</a>	Smarty S67 User Guide	Apr. 3, 2009	238 KB
<a href="#">Disclaimer.pdf</a>	Disclaimer of liability	Dec. 14 2005	14 KB
<a href="#">SmartyUSBdriver</a>	Smarty's USB driver installation guide	Jan. 09 2006	167 KB
		Apr. 3, 2009	187 KB
		Dec. 13, 2005	1 KB

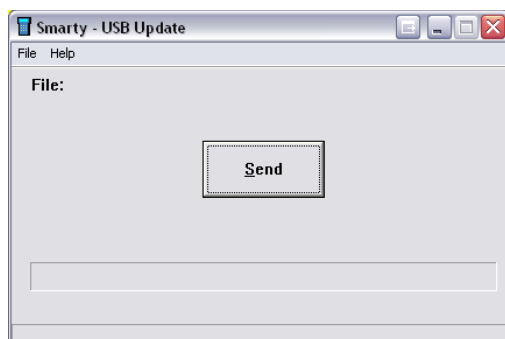
**File Download - Security Warning**  
Do you want to run or save this file?  
Name: SmartyUSB.exe  
Type: Application, 533KB  
From: www.madselectronics.com  
**Run** Save Cancel  
While files from the Internet can be useful, this file type can potentially harm your computer. If you do not trust the source, do not run or save this software. [What's the risk?](#)

Date		Size
Apr. 12, 2009	4,073 KB	

Date		Size
Dec. 29, 2008	533 KB	

Date		Size
Apr. 17, 2009	532 KB	
Mar. 5, 2009	837 KB	
Oct. 21, 2006	273 KB	

When finished, you will see this:



Minimize this, you will need it later.

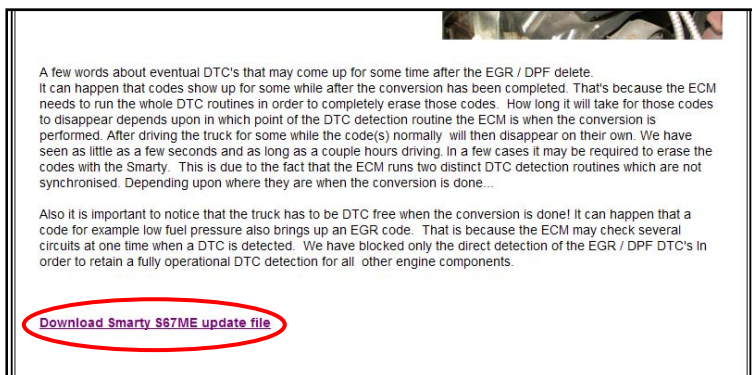
## Step 7:

Under Software Upgrade on the Downloads page click on the file: S67V607CDR07ME.7z

<b>Smarty S-67ME</b>  <b>for Dodge RAM 6.7L 2007 -</b>	Documentation			
	File Name	Description	Date	Size
	<a href="#">Smarty67UserGuide.pdf</a>	Smarty S67 User Guide	Apr. 3, 2009	238 KB
	<a href="#">Disclaimer.pdf</a>	Disclaimer of liability	Dec. 14 2005	14 KB
	<a href="#">SmartyUSBdriver installationguide.pdf</a>	Smarty's USB driver installation guide	Jan. 09 2006	167 KB
	<a href="#">S67PowerLevelAndRevo.pdf</a>	Instructions for REVO software and Power Levels	Apr. 3, 2009	187 KB
	<a href="#">AssistanceModule.txt</a>	Assistance information module	Dec. 13, 2005	1 KB
	Software upgrade			
	File Name	Description	Date	Size
	<a href="#">S67V607CDR07ME.7z</a>	Smarty S67 Ver. 6.07C, Data: R.07D <b>REVO software</b> 350 hp engines	Apr. 12, 2009	4,073 KB
	Tools			
	File Name	Description	Date	Size
	<a href="#">SmartyUSB.exe</a>	Smarty USB downloader ver. 5.08A optimized for Windows XP and Vista	Dec. 29, 2008	533 KB
	<a href="#">SmartyUSBL.exe</a>	Smarty USB downloader ver. 5.08L	Apr. 17, 2009	532 KB
	<a href="#">CDM_2.04.16.zip</a>	Smarty USB driver for Windows 2000, Windows XP and Windows Vista *	Mar. 5, 2009	837 KB
	<a href="#">D30104.zip</a>	Smarty USB driver for Winsows 98SE and Windows ME *	Oct. 21, 2006	273 KB

Read the terms of the agreement, if you accept them, click on “[I agree with the terms](#)” You will then be directed to the Instruction page on how to Disable the EGR System Properly. Read these directions thoroughly, failure to follow these will result in a Check Engine light and possible damage!

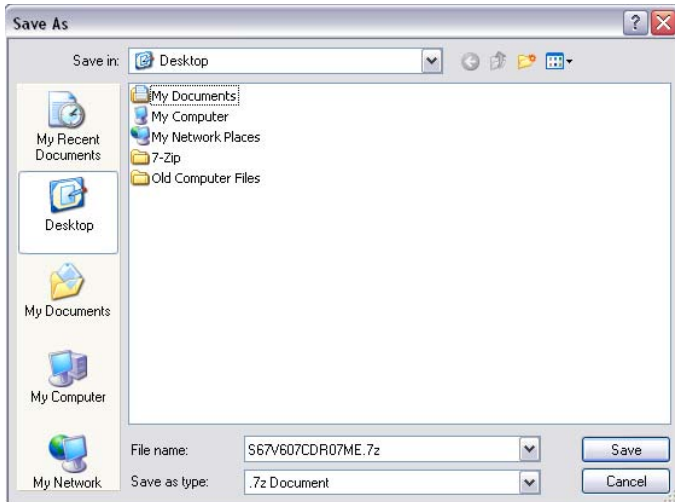
At the bottom of the page you will find a link, click on [Download Smarty S67ME Update File.](#)



Click Save



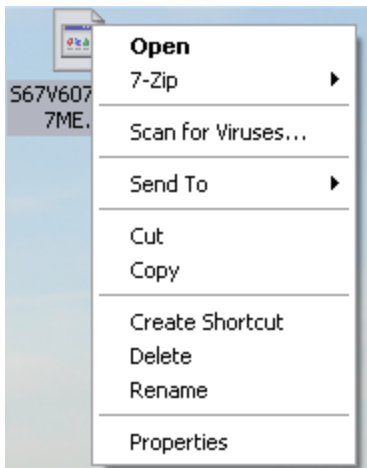
Select Desktop as the desired location, then click Save.



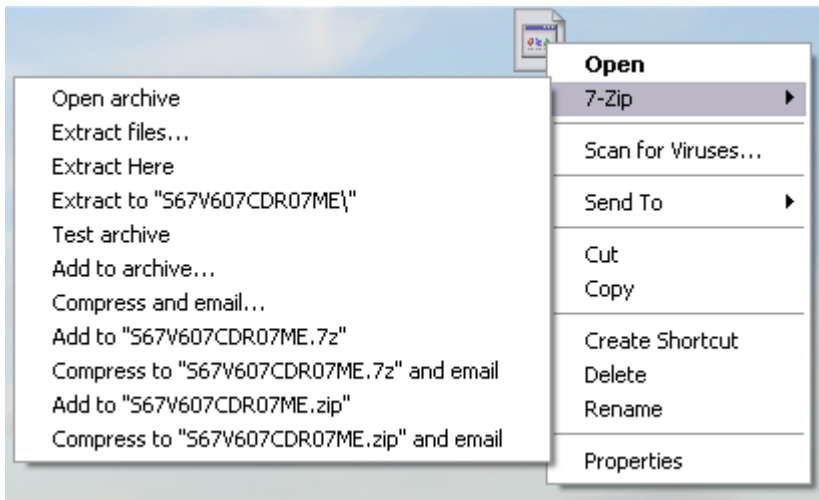
After download completes, click Close.

## Step 8:

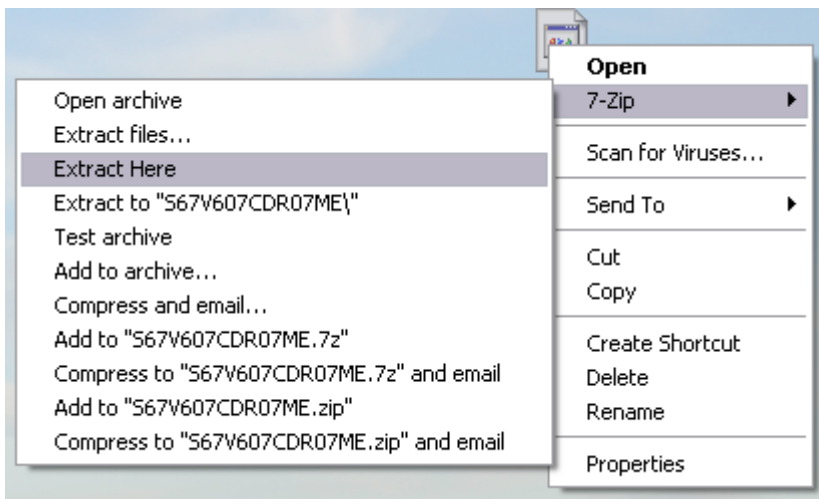
Find the file you just downloaded titled "S67V607CDR07ME.7z" and click your **RIGHT** mouse button on it:



Hold your cursor over the “7-ZIP”:



Click on “Extract Here”:



A new file will appear on your desktop that looks similar, except its description ends with “.smt”

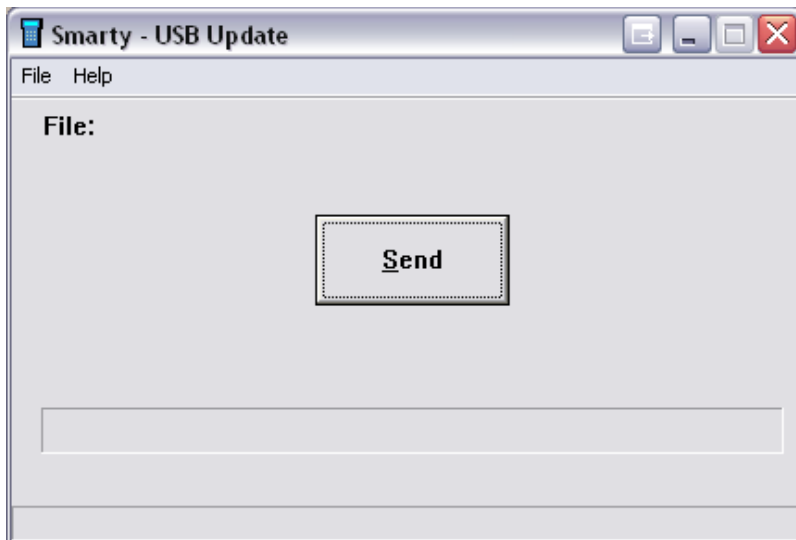


You can then delete the file ending in “.7z

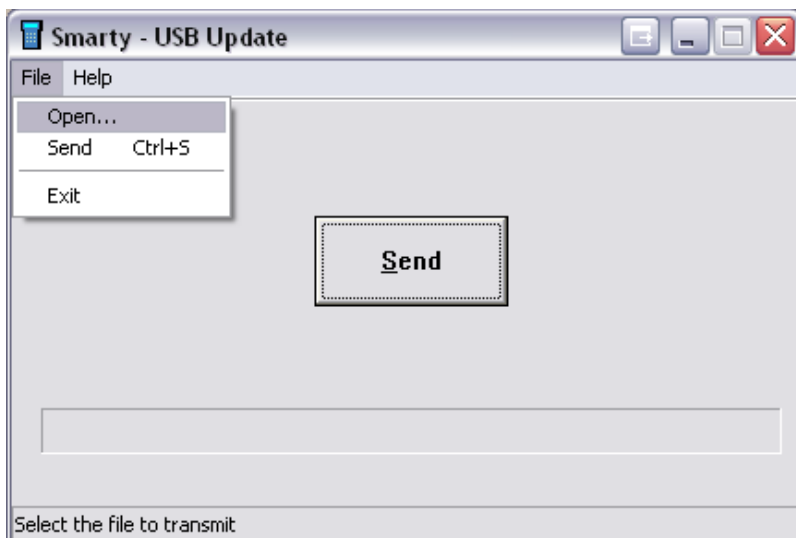


## Step 9:

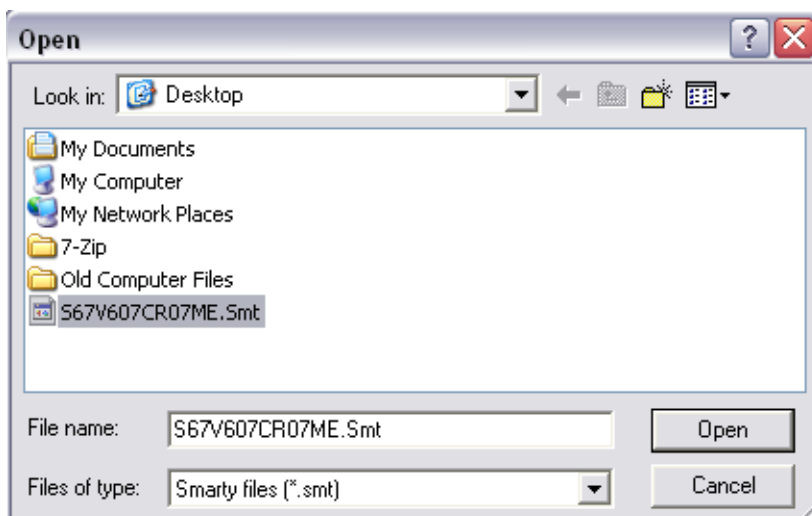
Pull up your “Smarty – USB Update”



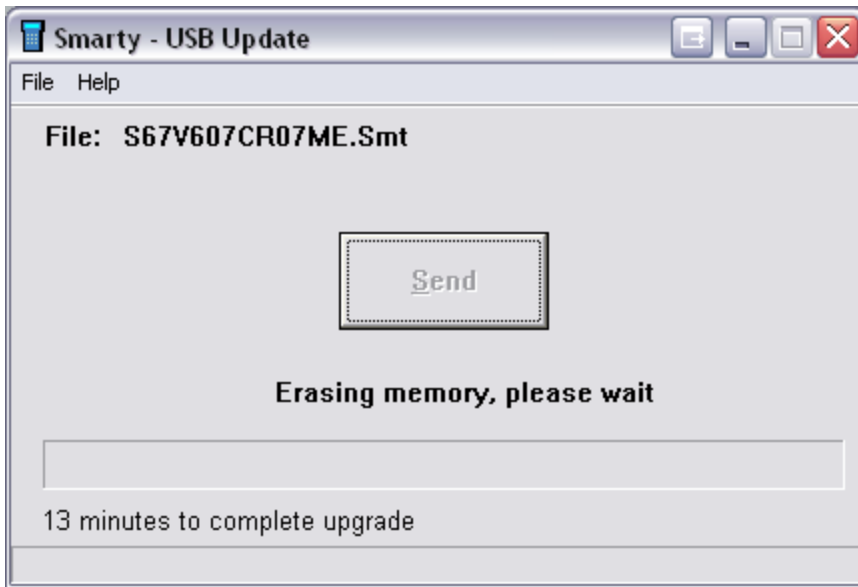
Click “File” then click “Open...”



Find the file “S67V607CR07ME.Smt” Located on your Desktop, Select it, then Click “Open”



Click “Send”



After Update is complete, you'll see this:



## Step 10:

Remove Smarty from your computer and Download Software to Vehicle.

Refer to <http://www.madselectronics.com/downloadfiles/S67PowerLevelAndRevo.pdf> for more information on power levels and how to install and use the Smarty S-67 Middle East Version.