



Automotive & Powersports THE FACTS ABOUT YOUR INTAKE & AIR

ISO 5011 Tested to Make Sure You Maximize Airflow While Still Protecting Your Engine.

Part Number: 75-5088, 75-5088D
Description: Performance Intake Kit & Filter
Vehicle Applications: 2015-2016 GM Colorado / Canyon 3.6L V6 Gas

Test Date: 06/26/2017
Test Report #: 1, 2, 3, 4, 5, 6, 7, 8

TECHNICAL BULLETIN

There is a lot of misinformation in the marketplace. S&B publishes specific test results for each of our intakes & filters as shown below, so you can make an informed decision. Remember, improving your airflow is only good if your engine is still protected. That's the S&B difference!

FACT: S&B Flows 37.58% Better than Stock

In tests performed in our climate controlled laboratory according to the ISO5011 Test Standard, S&B's intake kit (and filter) had significantly lower restriction (better airflow) than the stock intake system. See the graph on the next page.

WATCH OUT: Some competitors over state airflow.

If they state that their filter will flow, lets say 1000 cfm, without stating at what restriction level, they are trying to mislead you.

Description	% S&B Flowed Better than Stock (tested @ 346 cfm)
S&B Intake w/ Cleanable Filter (Secondary Inlet - Closed)	33.97%
S&B Intake w/ Cleanable Filter (Auxiliary Scoop - Installed)	37.58%
S&B Intake w/ Dry Filter (Secondary Inlet - Closed)	33.18%
S&B Intake w/ Dry Filter (Auxiliary Scoop - Installed)	36.57%

TEST CONDITIONS

Barometric Pressure	28.98
Airflow Setpoint	346 cfm
Relative Humidity	50
Temperature	70.2F
Type of Dust	ISO Coarse
Batch #	13240C
Dust Feed Rate (grams/minute)	9.8

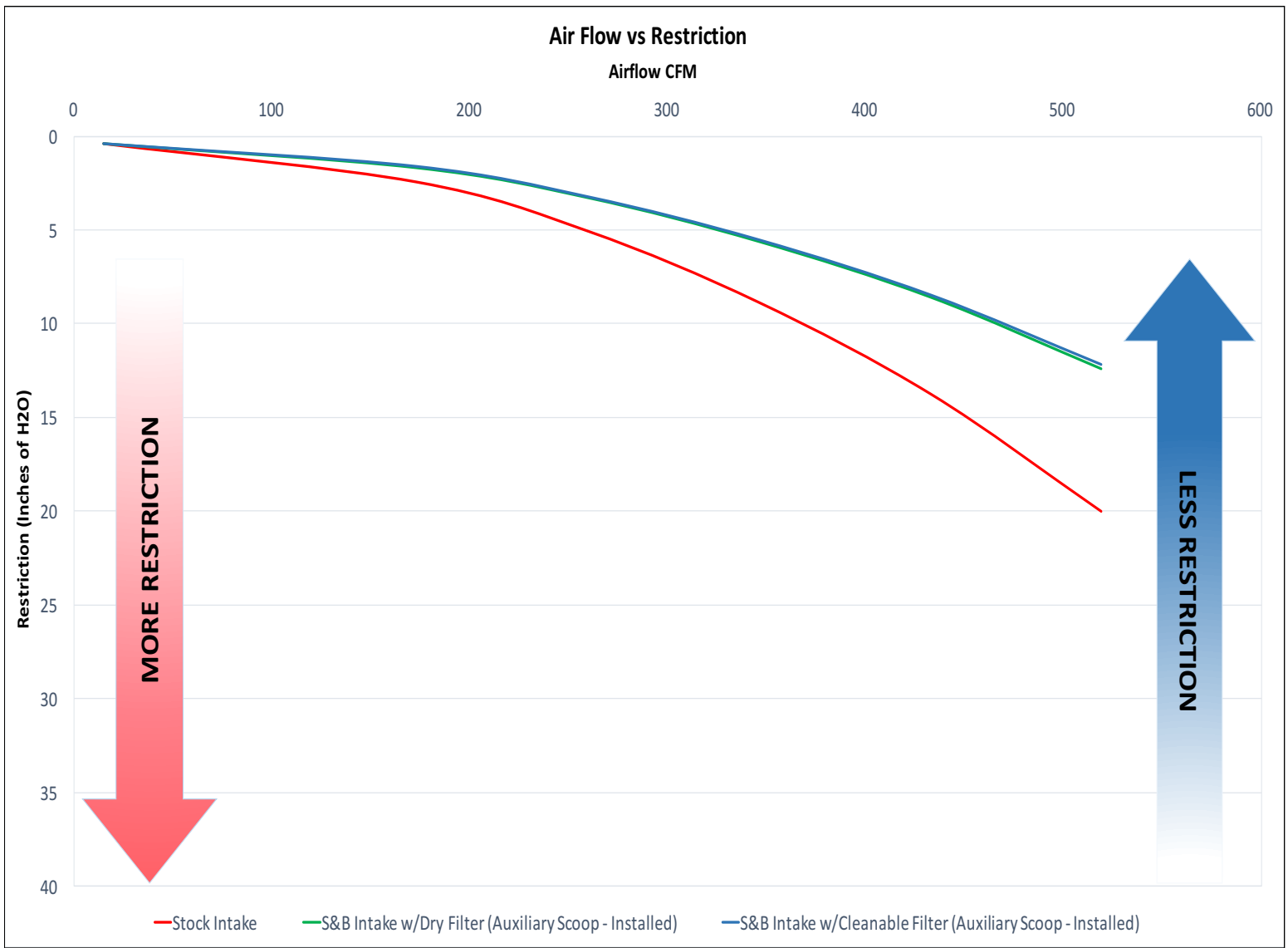
FACT: S&B Protects Your Engine

S&B tests at the highest rated CFM for your vehicle when determining the efficiency rate (amount of dust the filter stops), so that we can be sure that your engine will be protected.

Description	Efficiency Rate (tested @ 346 cfm)
Stock	99.69%
S&B Intake w/ Cleanable Filter	99.40%
S&B Intake w/ Dry Filter	99.67%

WATCH OUT: Some Competitors Use the Same Efficiency Rates for Multiple Part Numbers.

Many send one filter off to a lab to be tested at a low cfm and then publish this efficiency rate for all of their part numbers.



Air Filter Restriction Test Report

Test #: 457
Sample #: 1
Filter #: 94775933
Housing #:
Date Code:

Operator: SD
Report Date: 6/26/2017
Filter Mfg.:
Housing Mfg.:



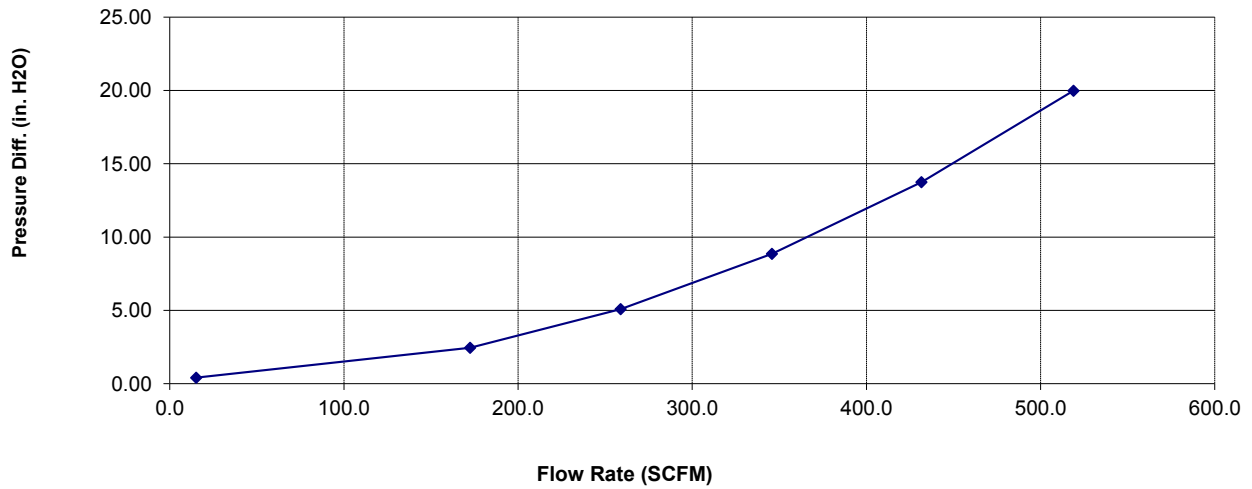
Test Description: STOCK INTAKE AND FILTER, NO SENSOR, NO CCV, AC DELCO# 94775933

Test Conditions

Barometric Pressure: 28.58057 in. Hg
Air Flow Type: SCFM
Number of Pleats:
Flow Direction:

Relative Humidity: 48 %
Temperature: 68 deg. F
Pleat Depth: in.

Air Flow Curve



Air Flow Curve Data

<u>Flow Rate</u>	<u>Differential Pressure</u>
15	0.41
173	2.45
259	5.08
346	8.86
432	13.75
519	19.99

Air Filter Restriction Test Report

Test #: 457
Sample #: 3
Filter #: KF-1064
Housing #: 75-5088
Date Code:

Operator: SD
Report Date: 6/26/2017
Filter Mfg.:
Housing Mfg.:



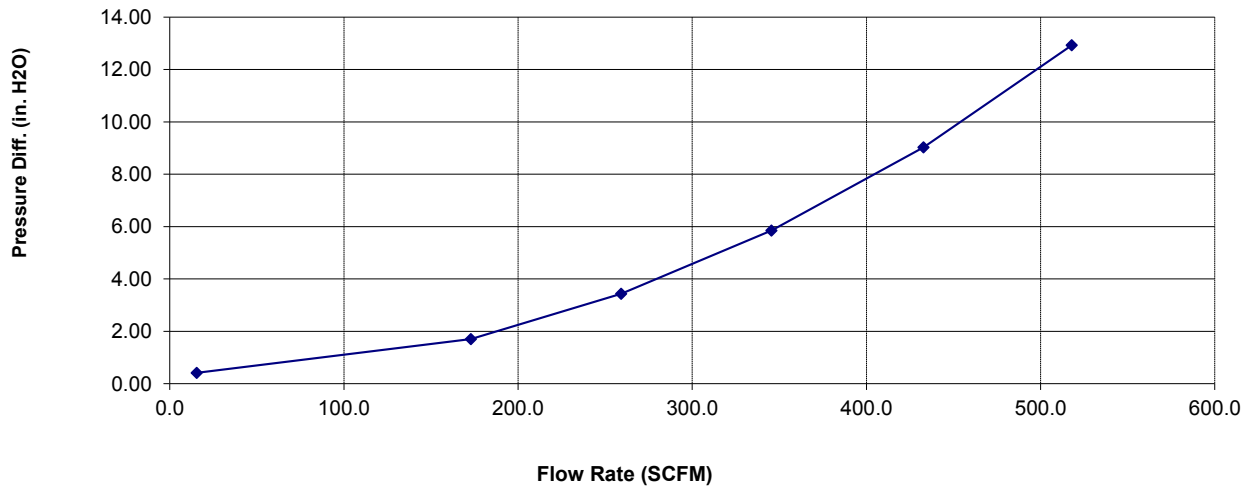
Test Description: 75-5088 PRODUCTION KIT, NO SENSOR, NO CCV, PLUG INSTALLED, KF-1064

Test Conditions

Barometric Pressure: 28.73183 in. Hg
Air Flow Type: SCFM
Number of Pleats:
Flow Direction:

Relative Humidity: 50 %
Temperature: 69 deg. F
Pleat Depth: in.

Air Flow Curve



Air Flow Curve Data

<u>Flow Rate</u>	<u>Differential Pressure</u>
15	0.41
173	1.71
259	3.43
346	5.85
433	9.03
518	12.93

Air Filter Restriction Test Report

Test #: 457
Sample #: 4
Filter #: KF-1064
Housing #: 75-5088
Date Code:

Operator: SD
Report Date: 6/26/2017
Filter Mfg.:
Housing Mfg.:



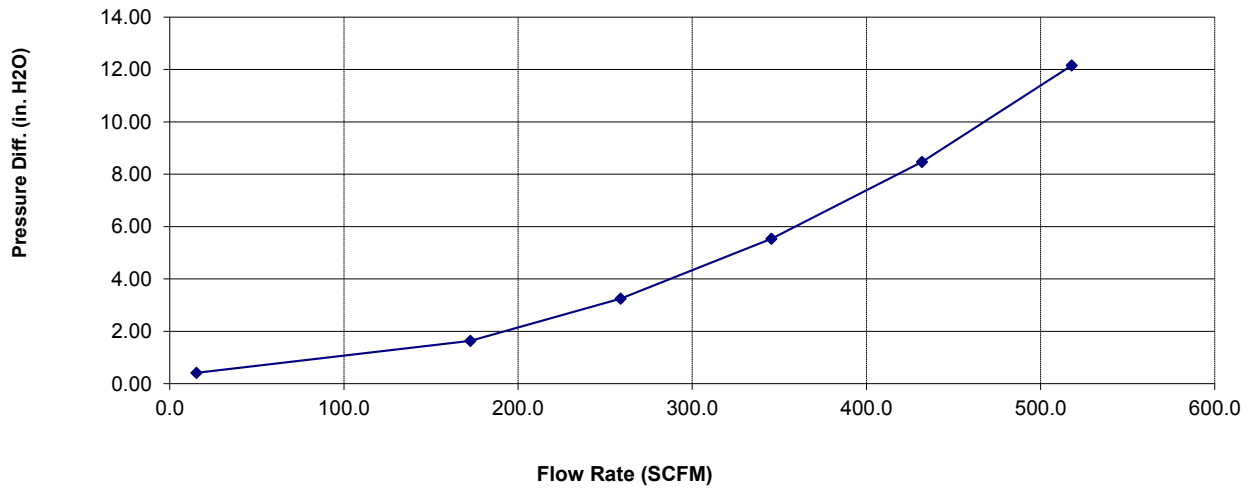
Test Description: 75-5088 PRODUCTION KIT, NO SENSOR, NO CCV, SCOOP INSTALLED, KF-1064

Test Conditions

Barometric Pressure: 28.73162 in. Hg
Air Flow Type: SCFM
Number of Pleats:
Flow Direction:

Relative Humidity: 48 %
Temperature: 67 deg. F
Pleat Depth: in.

Air Flow Curve



Air Flow Curve Data

<u>Flow Rate</u>	<u>Differential Pressure</u>
15	0.42
173	1.63
259	3.25
346	5.53
432	8.47
518	12.16

Air Filter Restriction Test Report

Test #: 457
Sample #: 6
Filter #: KF-1064D
Housing #: 75-5088
Date Code:

Operator: SD
Report Date: 6/26/2017
Filter Mfg.:
Housing Mfg.:



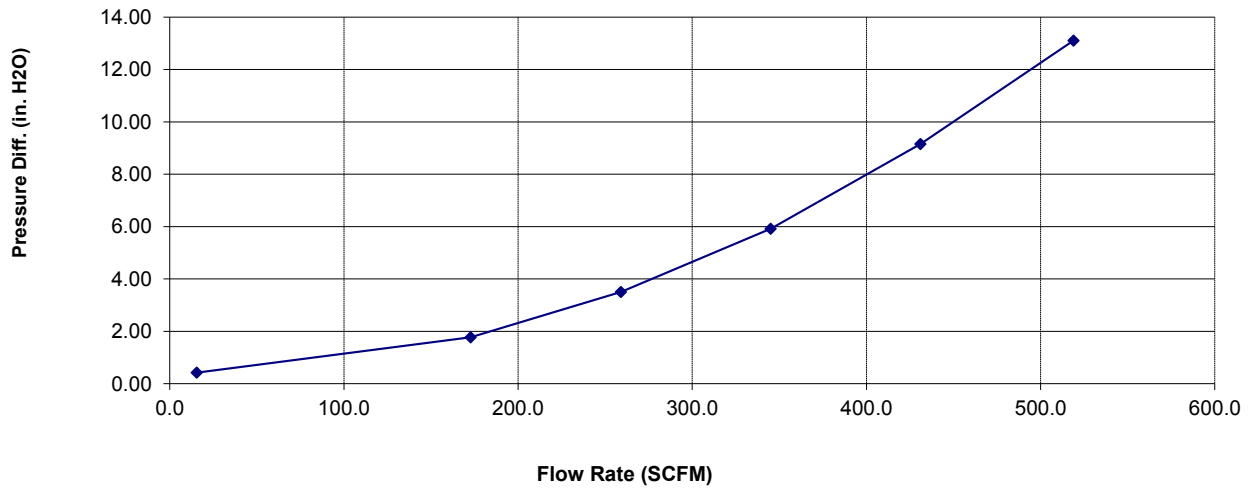
Test Description: 75-5088 PRODUCTION KIT, NO SENSOR, NO CCV, PLUG INSTALLED, KF-1064D

Test Conditions

Barometric Pressure: 28.79521 in. Hg
Air Flow Type: SCFM
Number of Pleats:
Flow Direction:

Relative Humidity: 45 %
Temperature: 69 deg. F
Pleat Depth: in.

Air Flow Curve



Air Flow Curve Data

<u>Flow Rate</u>	<u>Differential Pressure</u>
16	0.42
173	1.78
259	3.50
345	5.92
431	9.16
519	13.11

Air Filter Restriction Test Report

Test #: 457
Sample #: 7
Filter #: KF-1064D
Housing #: 75-5088
Date Code:

Operator: SD
Report Date: 6/26/2017
Filter Mfg.:
Housing Mfg.:



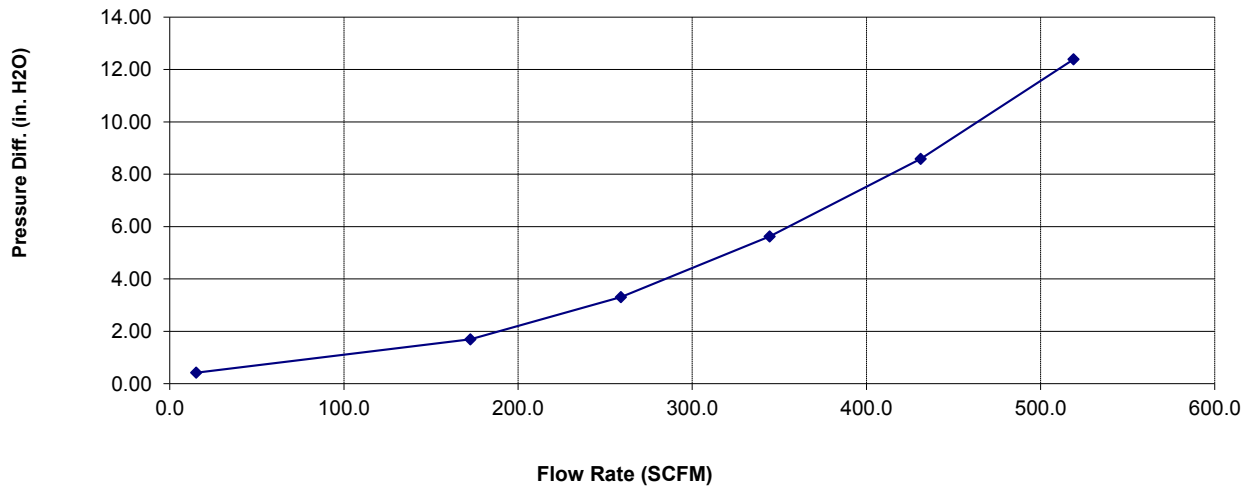
Test Description: 75-5088 PRODUCTION KIT, NO SENSOR, NO CCV, SCOOP INSTALLED, KF-1064D

Test Conditions

Barometric Pressure: 28.79641 in. Hg
Air Flow Type: SCFM
Number of Pleats:
Flow Direction:

Relative Humidity: 45 %
Temperature: 69 deg. F
Pleat Depth: in.

Air Flow Curve



Air Flow Curve Data

<u>Flow Rate</u>	<u>Differential Pressure</u>
15	0.42
173	1.70
259	3.30
345	5.62
431	8.59
519	12.39

Air Filter Full Life Efficiency Test Report

Test #: 457
Sample #: 8
Filter #: KF-1064D
Housing #: 75-5088
Date Code:

Operator: SDS
Report Date: 6/26/2017
Filter Mfg.:
Housing Mfg.:



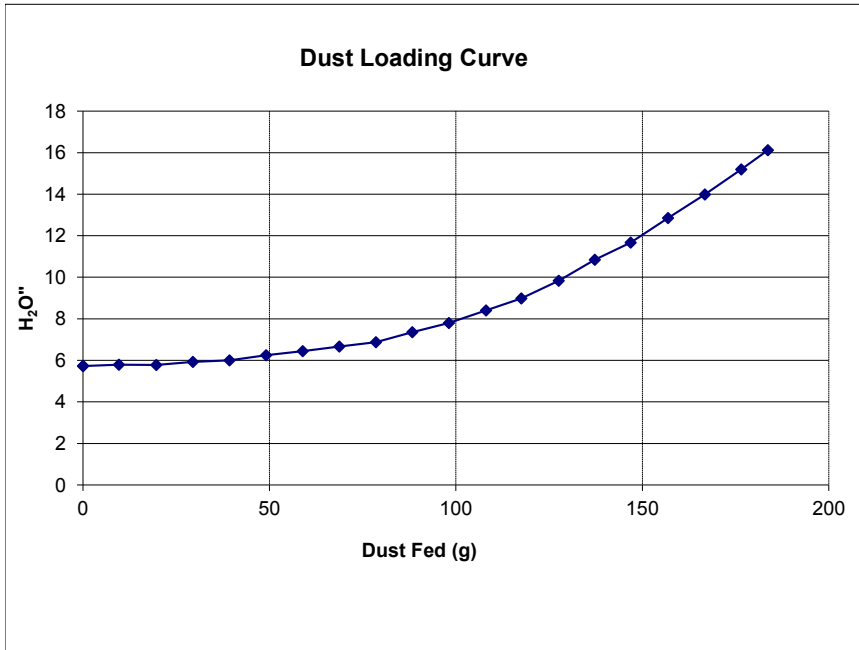
Test Description: 75-5088 PRODUCTION KIT, NO SENSOR, NO CCV, PLUG INSTALLED, KF-1064D

Test Conditions			
Barometric Pressure:	28.797 in. Hg	Relative Humidity:	44 %
Air Flow Setpoint:	346 SCFM	Type of Dust:	A4 COARSE
Test Procedure:		Batch #:	13240C
Air Flow Type:	SCFM	Temperature:	67 deg. F
Test Endpoint:	10 in. H2O	Initial Add Rate:	NaN g/min
Number of Pleats:		Accumulative Add Rate:	9.8 g/min
Flow Direction:		Pleat Depth:	in.

Test Results			
Initial Delta P	5.90 in. H2O	Accumulative Capacity:	182.40 g
		Test Time:	18.73 min

	Initial		Accumulative	
		Blanket		Blanket
Start			5414.20	142.40
End			5596.60	143.00
Gain			182.40	0.60
Efficiency			99.67%	

- Standard Restriction
- Pressure Differential



Dust Loading Curve Data	
Dust Fed (g)	Pressure (H ₂ O)
0	5.726
9.646	5.795
19.642	5.78
29.505	5.923
39.262	6.006
49.14	6.252
58.917	6.444
68.732	6.668
78.53	6.878
88.327	7.35
98.13	7.794
108.082	8.403
117.575	8.978
127.598	9.833
137.228	10.842
146.885	11.665
156.864	12.849
166.76	13.984
176.539	15.197
183.701	16.121













DANGER
PELIGRO







