



Automotive & Powersports **THE FACTS ABOUT YOUR INTAKE & AIR**

ISO 5011 Tested to Make Sure You Maximize Airflow While Still Protecting Your Engine.

Part Number: 75-5083, 75-5083D
Description: Performance Intake Kit & Filter
Vehicle Applications: 2015-2017 Ford F-150 5.0L

Test Date: 11/30/16
Test Report #: 13, 15, 16

TECHNICAL BULLETIN

There is a lot of misinformation in the marketplace. S&B publishes specific test results for each of our intakes & filters as shown below, so you can make an informed decision. Remember, improving your airflow is only good if your engine is still protected. That's the S&B difference!

FACT: S&B Flows 40% Better than Stock

In tests performed in our climate controlled laboratory according to the ISO5011 Test Standard, S&B's intake kit (and filter) had significantly lower restriction (better airflow) than the stock intake system. See the graph on the next page.

WATCH OUT: Some competitors over state airflow.

If they state that their filter will flow, lets say 1000 cfm, without stating at what restriction level, they are trying to mislead you.

Description	% S&B Flowed Better than Stock (tested @ 402 cfm)
S&B Intake w/ Cleanable Filter	40.00%
S&B Intake w/ Dry Filter	36.05%

TEST CONDITIONS

Barometric Pressure	28.98
Airflow Setpoint	402 cfm
Relative Humidity	50
Temperature	70.2F
Type of Dust	ISO Coarse
Batch #	13099C
Dust Feed Rate (grams/minute)	11.38

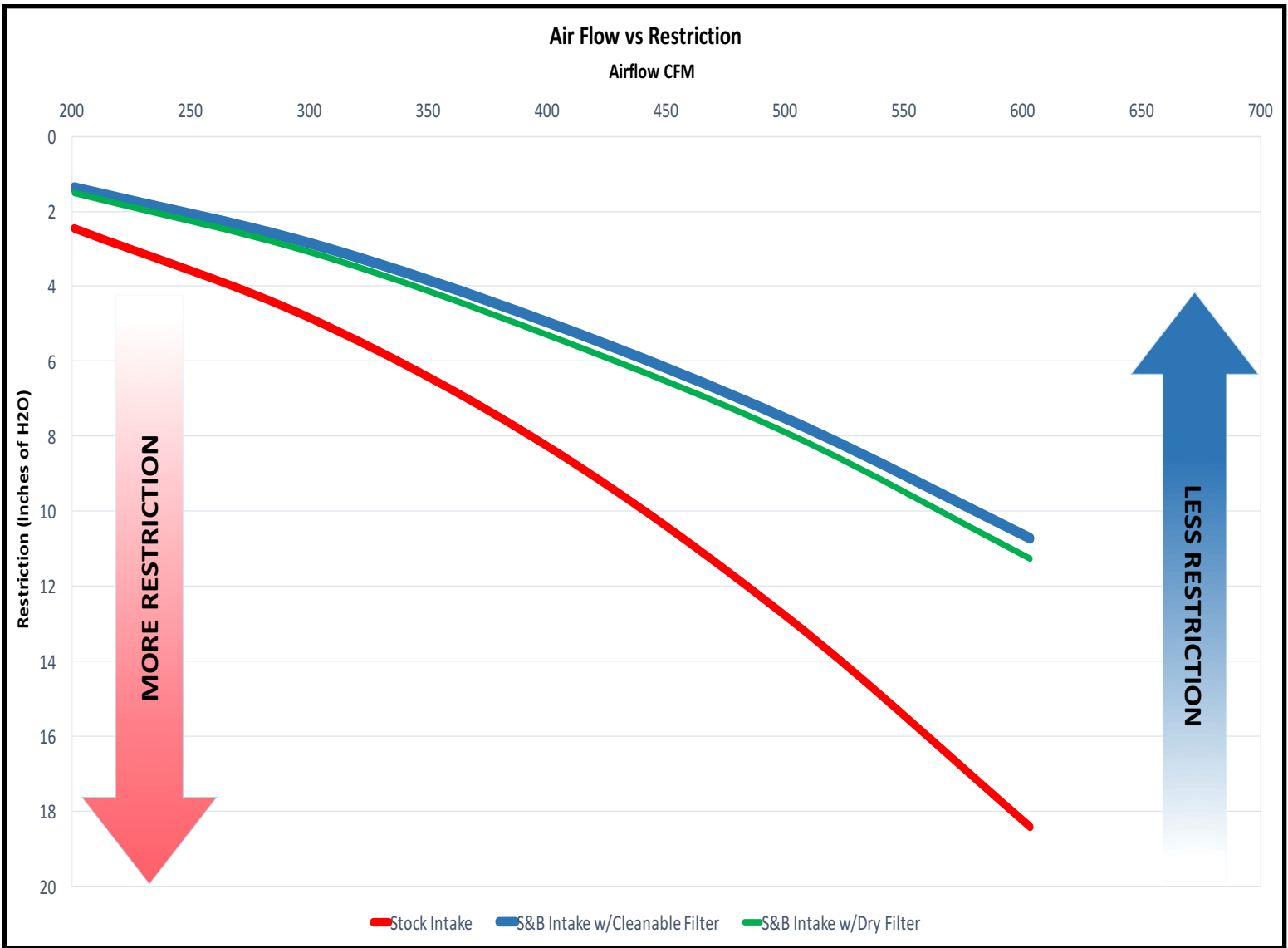
FACT: S&B Protects Your Engine

S&B tests at the highest rated CFM for your vehicle when determining the efficiency rate (amount of dust the filter stops), so that we can be sure that your engine will be protected.

Description	Efficiency Rate (tested @ 402 cfm)
Stock	99.62%
S&B Intake w/ Cleanable Filter	99.24%
S&B Intake w/ Dry Filter	99.64%

WATCH OUT: Some Competitors Use the Same Efficiency Rates for Multiple Part Numbers.

Many send one filter off to a lab to be tested at a low cfm and then publish this efficiency rate for all of their part numbers.



Air Filter Restriction Test Report

Test #: 417
Sample #: 13
Filter #: FA-1883
Housing #:
Date Code:

Operator: SD
Report Date: 11/29/2016
Filter Mfg.:
Housing Mfg.:



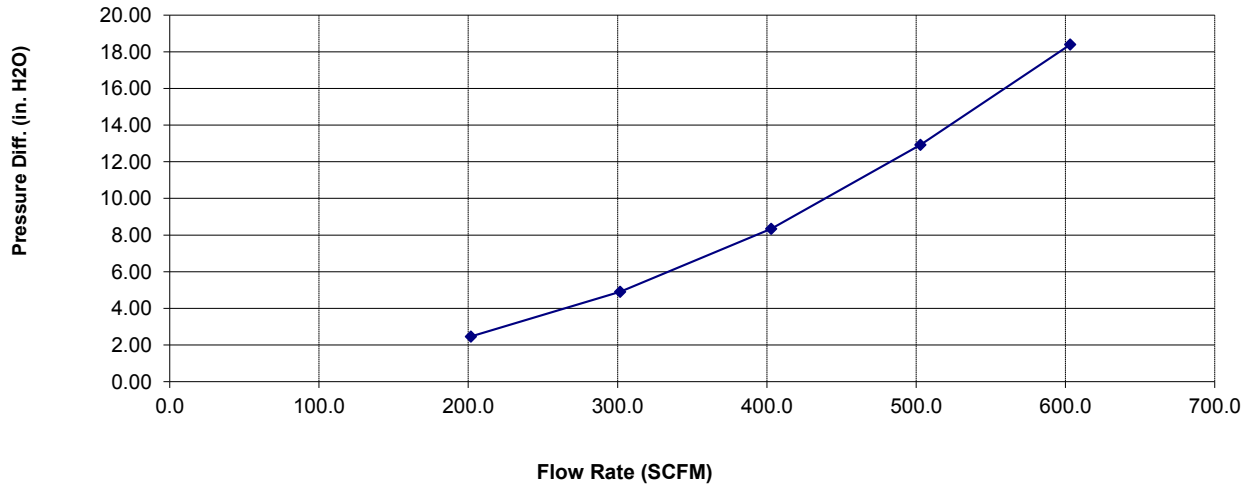
Test Description: STOCK INTAKE AND FILTER, NO CCV, FA-1883

Test Conditions

Barometric Pressure: 28.84855 in. Hg
Air Flow Type: SCFM
Number of Pleats:
Flow Direction:

Relative Humidity: 48 %
Temperature: 69 deg. F
Pleat Depth: in.

Air Flow Curve



Air Flow Curve Data

<u>Flow Rate</u>	<u>Differential Pressure</u>
202	2.47
302	4.91
403	8.35
503	12.93
603	18.40

Air Filter Restriction Test Report

Test #: 417
Sample #: 15
Filter #: KF-1058
Housing #: 75-5083
Date Code:

Operator: SD
Report Date: 11/29/2016
Filter Mfg.:
Housing Mfg.:



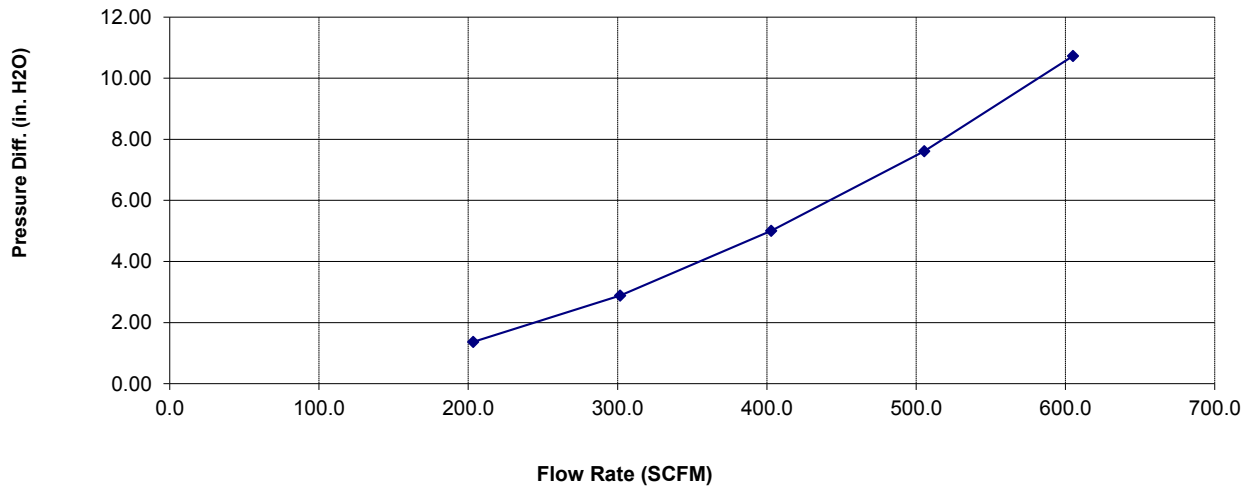
Test Description: 75-5083 PRODUCTION KIT, NO CCV, LID ON, KF-1058

Test Conditions

Barometric Pressure: 28.67473 in. Hg
Air Flow Type: SCFM
Number of Pleats:
Flow Direction:

Relative Humidity: 49 %
Temperature: 68 deg. F
Pleat Depth: in.

Air Flow Curve



Air Flow Curve Data

<u>Flow Rate</u>	<u>Differential Pressure</u>
203	1.37
302	2.89
403	5.01
506	7.61
605	10.73

Air Filter Restriction Test Report

Test #: 417
Sample #: 16
Filter #: KF-1058D
Housing #: 75-5083
Date Code:

Operator: SD
Report Date: 11/29/2016
Filter Mfg.:
Housing Mfg.:



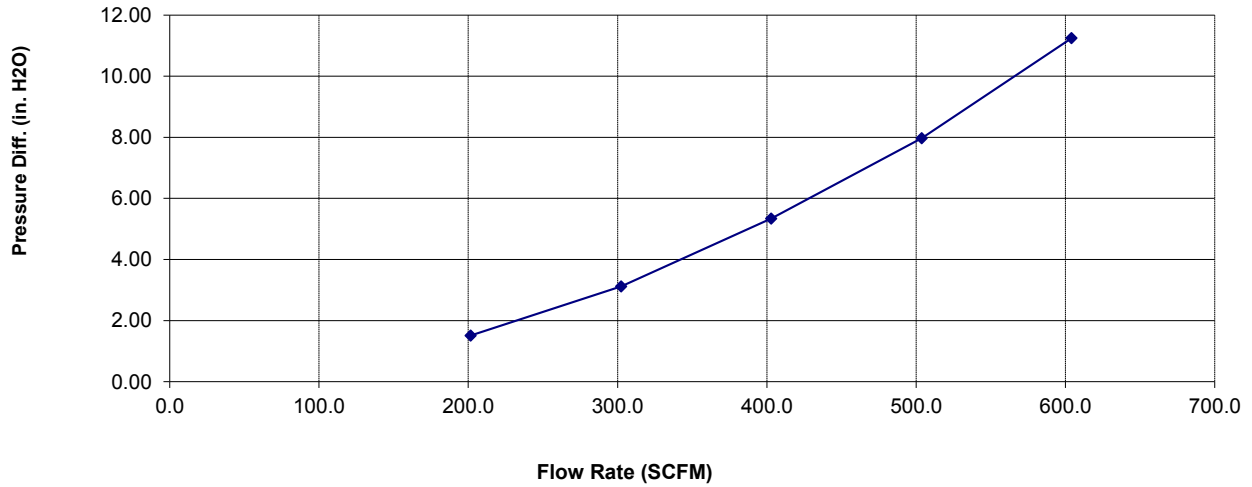
Test Description: 75-5083 PRODUCTION KIT, NO CCV, LID ON, KF-1058D

Test Conditions

Barometric Pressure: 28.77036 in. Hg
Air Flow Type: SCFM
Number of Pleats:
Flow Direction:

Relative Humidity: 49 %
Temperature: 69 deg. F
Pleat Depth: in.

Air Flow Curve



Air Flow Curve Data

<u>Flow Rate</u>	<u>Differential Pressure</u>
202	1.51
302	3.12
403	5.34
504	7.97
604	11.25









