



Automotive & Powersports THE FACTS ABOUT YOUR INTAKE & AIR

ISO 5011 Tested to Make Sure You Maximize Airflow While Still Protecting Your Engine.

Part Number: 75-5070, 75-5070D
Description: Performance Intake Kit & Filter
Vehicle Applications: 2003 – 2007 Ford Powerstroke 6.0L

Test Date: 12/05/2017
Test Report #: 25, 26, 28, 29, 31

TECHNICAL BULLETIN

There is a lot of misinformation in the marketplace. S&B publishes specific test results for each of our intakes & filters as shown below, so you can make an informed decision. Remember, improving your airflow is only good if your engine is still protected. That's the S&B difference!

FACT: S&B Flows 36.82% Better than Stock

In tests performed in our climate controlled laboratory according to the ISO5011 Test Standard, S&B's intake kit (and filter) had significantly lower restriction (better airflow) than the stock intake system. See the graph on the next page.

WATCH OUT: Some competitors over state airflow.

If they state that their filter will flow, lets say 1000 cfm, without stating at what restriction level, they are trying to mislead you.

Description	% S&B Flowed Better than Stock (tested @ 612 cfm)
S&B Intake w/ Cleanable Filter (Secondary Inlet - Open)	36.82%
S&B Intake w/ Cleanable Filter (Secondary Inlet - Closed)	21.23%
S&B Intake w/ Dry Filter (Secondary Inlet - Open)	32.90%
S&B Intake w/ Dry Filter (Secondary Inlet - Closed)	15.6%

TEST CONDITIONS

Barometric Pressure	28.98
Airflow Setpoint	612 cfm
Relative Humidity	50
Temperature	70.2F
Type of Dust	ISO Coarse
Batch #	13448C
Dust Feed Rate (grams/minute)	17.33

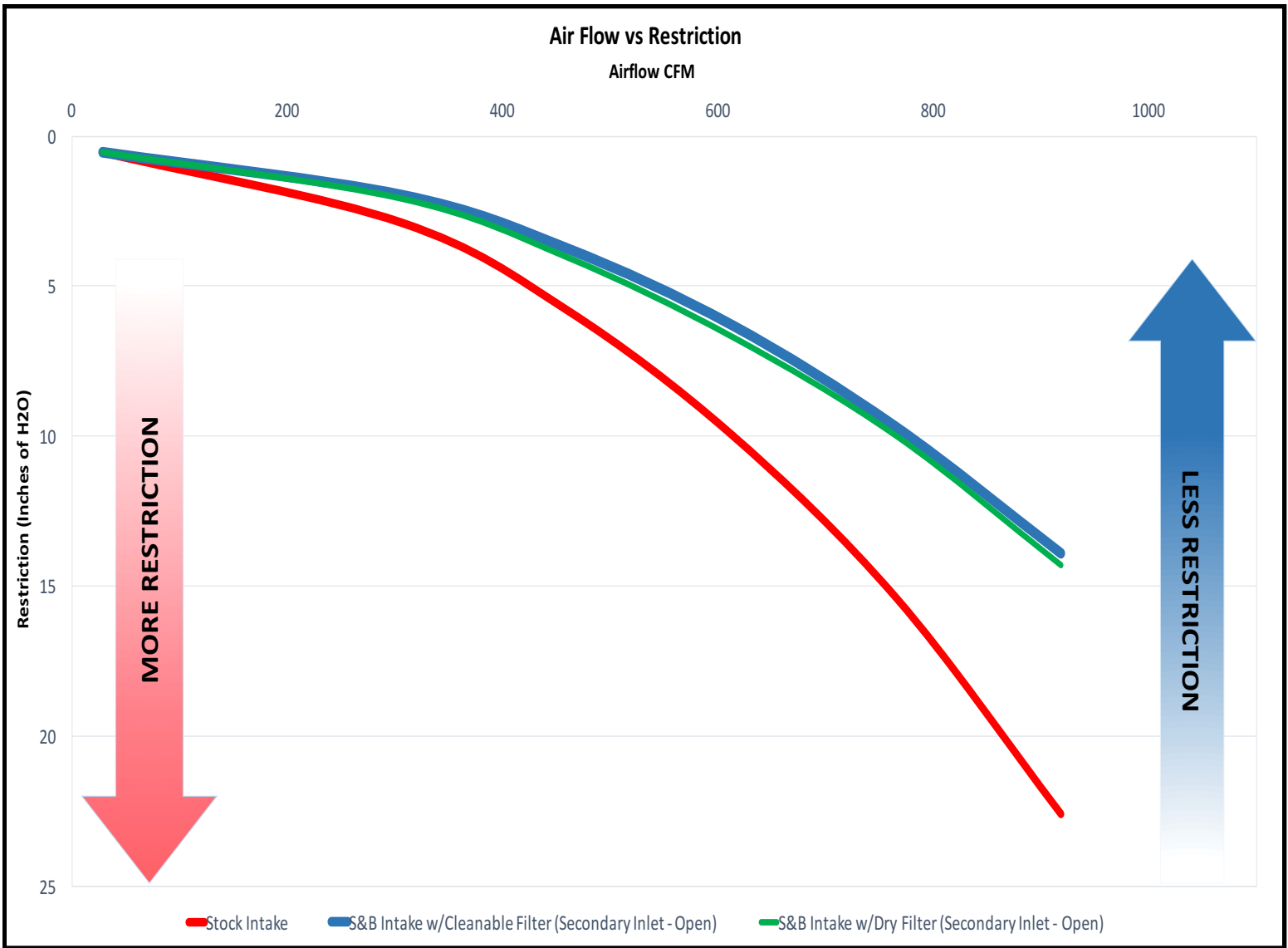
FACT: S&B Protects Your Engine

S&B tests at the highest rated CFM for your vehicle when determining the efficiency rate (amount of dust the filter stops), so that we can be sure that your engine will be protected.

Description	Efficiency Rate (tested @ 612 cfm)
Stock	99.96%
S&B Intake w/ Cleanable Filter	99.54%
S&B Intake w/ Dry Filter	99.54%

WATCH OUT: Some Competitors Use the Same Efficiency Rates for Multiple Part Numbers.

Many send one filter off to a lab to be tested at a low cfm and then publish this efficiency rate for all of their part numbers.



Air Filter Restriction Test Report

Test #: 440
Sample #: 31
Filter #: FA-1778
Housing #:
Date Code:

Operator: SD
Report Date: 12/5/2017
Filter Mfg.:
Housing Mfg.:



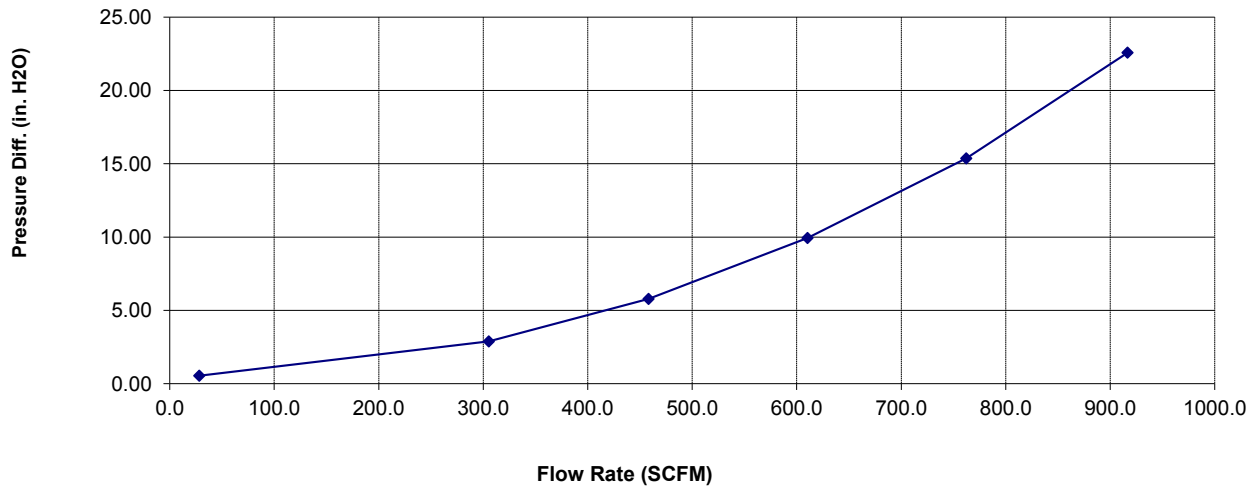
Test Description: STOCK INTAKE AND FILTER, NO SENSORS, NO CCV, NO FILTER MINDER

Test Conditions

Barometric Pressure: 29.01098 in. Hg
Air Flow Type: SCFM
Number of Pleats:
Flow Direction:

Relative Humidity: 52 %
Temperature: 68 deg. F
Pleat Depth: in.

Air Flow Curve



Air Flow Curve Data

<u>Flow Rate</u>	<u>Differential Pressure</u>
28	0.54
306	2.89
458	5.79
610	9.94
762	15.38
917	22.58

Air Filter Restriction Test Report

Test #: 440
Sample #: 29
Filter #: KF-1039
Housing #: 75-5070
Date Code:

Operator:
Report Date: 12/5/2017
Filter Mfg.:
Housing Mfg.:



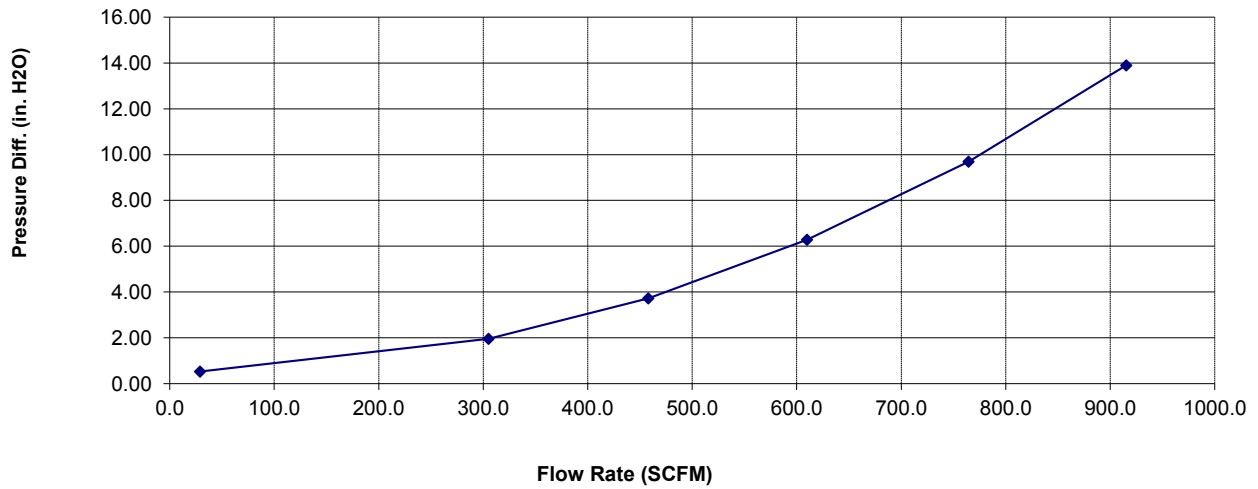
Test Description: 75-5070 PRODUCTION KIT, NO SENSOR, NO CCV, NO FILTER MINDER, LID SEAL INSTALLED, KF-1039

Test Conditions

Barometric Pressure: 28.8287 in. Hg
Air Flow Type: SCFM
Number of Pleats:
Flow Direction:

Relative Humidity: 50 %
Temperature: 68 deg. F
Pleat Depth: in.

Air Flow Curve



Air Flow Curve Data

<u>Flow Rate</u>	<u>Differential Pressure</u>
29	0.53
305	1.96
458	3.73
610	6.28
765	9.69
915	13.90

Air Filter Restriction Test Report

Test #: 440
Sample #: 28
Filter #: KF-1039
Housing #: 75-5070
Date Code:

Operator: SD
Report Date: 12/5/2017
Filter Mfg.:
Housing Mfg.:



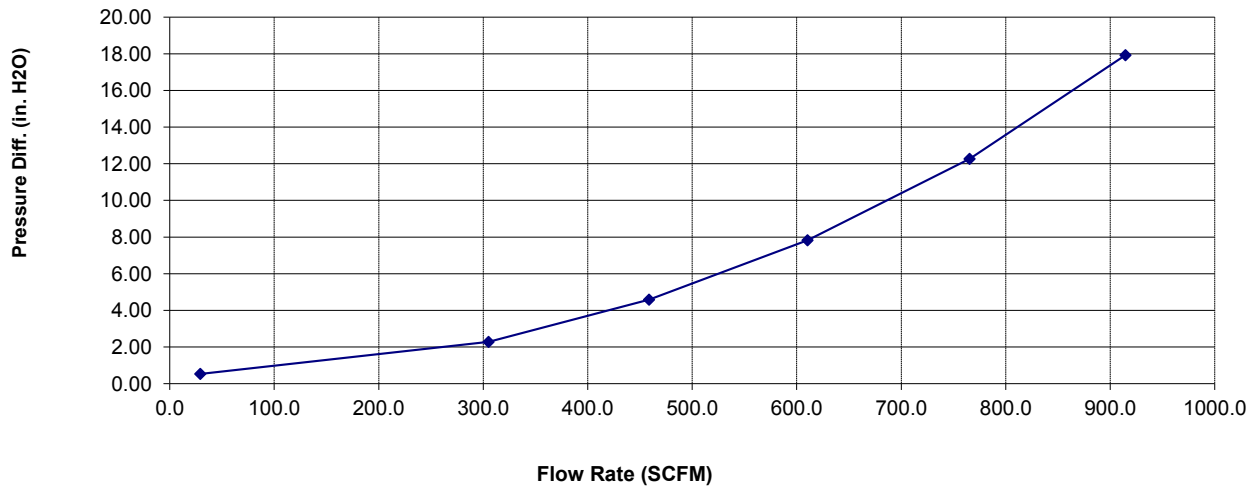
Test Description: 75-5070 PRODUCTION KIT, NO SENSOR, NO CCV, NO FILTER MINDER, CLEAR LID INSTALLED, KF-1039

Test Conditions

Barometric Pressure: 28.82457 in. Hg
Air Flow Type: SCFM
Number of Pleats:
Flow Direction:

Relative Humidity: 50 %
Temperature: 68 deg. F
Pleat Depth: in.

Air Flow Curve



Air Flow Curve Data

<u>Flow Rate</u>	<u>Differential Pressure</u>
29	0.53
305	2.28
459	4.59
610	7.83
766	12.28
915	17.93

Air Filter Restriction Test Report

Test #: 440
Sample #: 25
Filter #: KF-1039D
Housing #: 75-5070
Date Code:

Operator: SD
Report Date: 12/5/2017
Filter Mfg.:
Housing Mfg.:



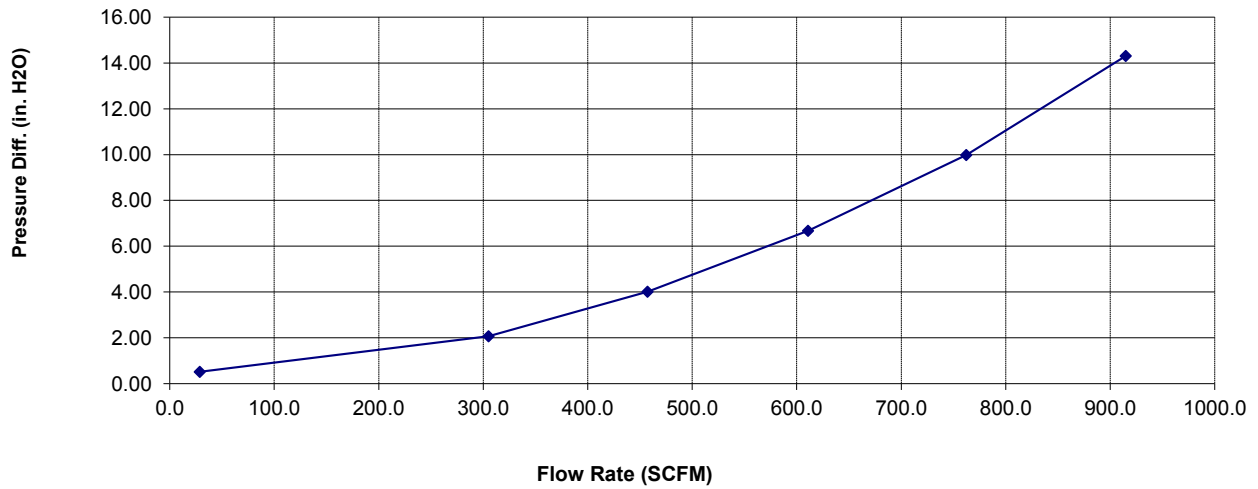
Test Description: 75-5070 PRODUCTION KIT, NO SENSOR, NO CCV, NO FILTER MINDER, LID SEAL INSTALLED, KF-1039D

Test Conditions

Barometric Pressure: 28.96372 in. Hg
Air Flow Type: SCFM
Number of Pleats:
Flow Direction:

Relative Humidity: 48 %
Temperature: 68 deg. F
Pleat Depth: in.

Air Flow Curve



Air Flow Curve Data

<u>Flow Rate</u>	<u>Differential Pressure</u>
29	0.52
305	2.07
457	4.02
611	6.67
762	9.99
915	14.31

Air Filter Restriction Test Report

Test #: 440
Sample #: 26
Filter #: KF-1039D
Housing #: 75-5070
Date Code:

Operator: SD
Report Date: 12/5/2017
Filter Mfg.:
Housing Mfg.:



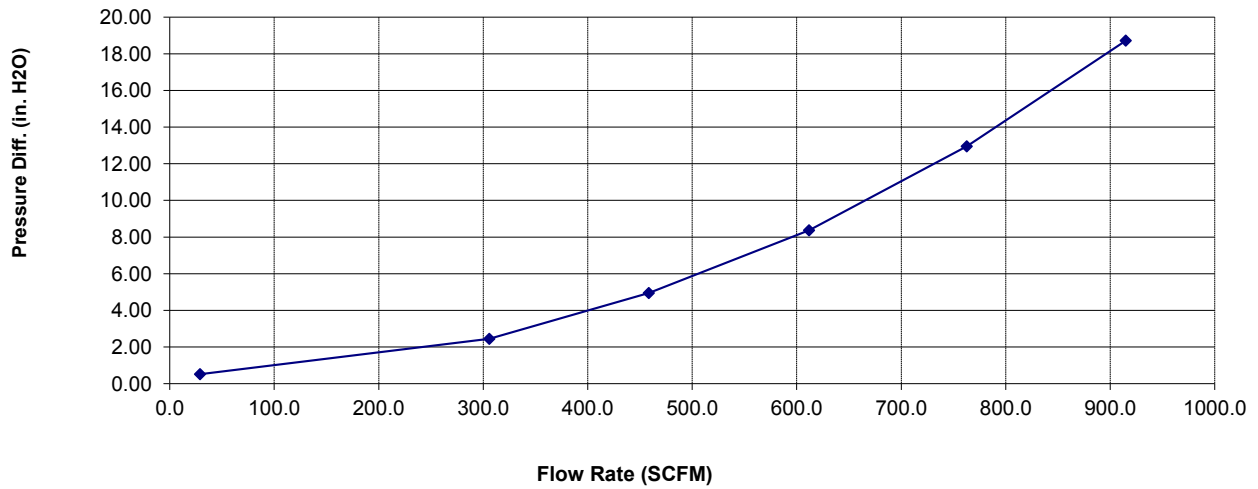
Test Description: 75-5070 PRODUCTION KIT, NO SENSOR, NO CCV, NO FILTER MINDER, CLEAR LID INSTALLED, KF-1039D

Test Conditions

Barometric Pressure: 28.94385 in. Hg
Air Flow Type: SCFM
Number of Pleats:
Flow Direction:

Relative Humidity: 49 %
Temperature: 68 deg. F
Pleat Depth: in.

Air Flow Curve



Air Flow Curve Data

<u>Flow Rate</u>	<u>Differential Pressure</u>
29	0.52
306	2.46
458	4.95
612	8.38
763	12.95
915	18.72



WARNING
FELICITY













