



# Automotive & Powersports THE FACTS ABOUT YOUR INTAKE & AIR

## ISO 5011 Tested to Make Sure You Maximize Airflow While Still Protecting Your Engine.

**Part Number:** 75-5061-1, 75-5061-1D  
**Description:** Performance Intake Kit & Filter  
**Vehicle Applications:** 2009-2015 Silverado/Sierra 2500, 3500 6.0L

**Test Date:** 09/20/2017  
**Test Report #:** 1, 3, 4, 6, 7

### TECHNICAL BULLETIN

There is a lot of misinformation in the marketplace. S&B publishes specific test results for each of our intakes & filters as shown below, so you can make an informed decision. Remember, improving your airflow is only good if your engine is still protected. That's the S&B difference!

#### FACT: S&B Flows 55.66% Better than Stock

In tests performed in our climate controlled laboratory according to the ISO5011 Test Standard, S&B's intake kit (and filter) had significantly lower restriction (better airflow) than the stock intake system. See the graph on the next page.

#### WATCH OUT: Some competitors over state airflow.

If they state that their filter will flow, lets say 1000 cfm, without stating at what restriction level, they are trying to mislead you.

Description	% S&B Flowed Better than Stock (tested @ 458 cfm)
S&B Intake w/ Cleanable Filter (Secondary Inlet - Open)	55.66%
S&B Intake w/ Cleanable Filter (Secondary Inlet - Closed)	52.44%
S&B Intake w/ Dry Filter (Secondary Inlet - Open)	54.41%
S&B Intake w/ Dry Filter (Secondary Inlet - Closed)	51.19%

### TEST CONDITIONS

Barometric Pressure	28.98
Airflow Setpoint	458 cfm
Relative Humidity	50
Temperature	70.2F
Type of Dust	ISO Coarse
Batch #	13099C
Dust Feed Rate (grams/minute)	12.97

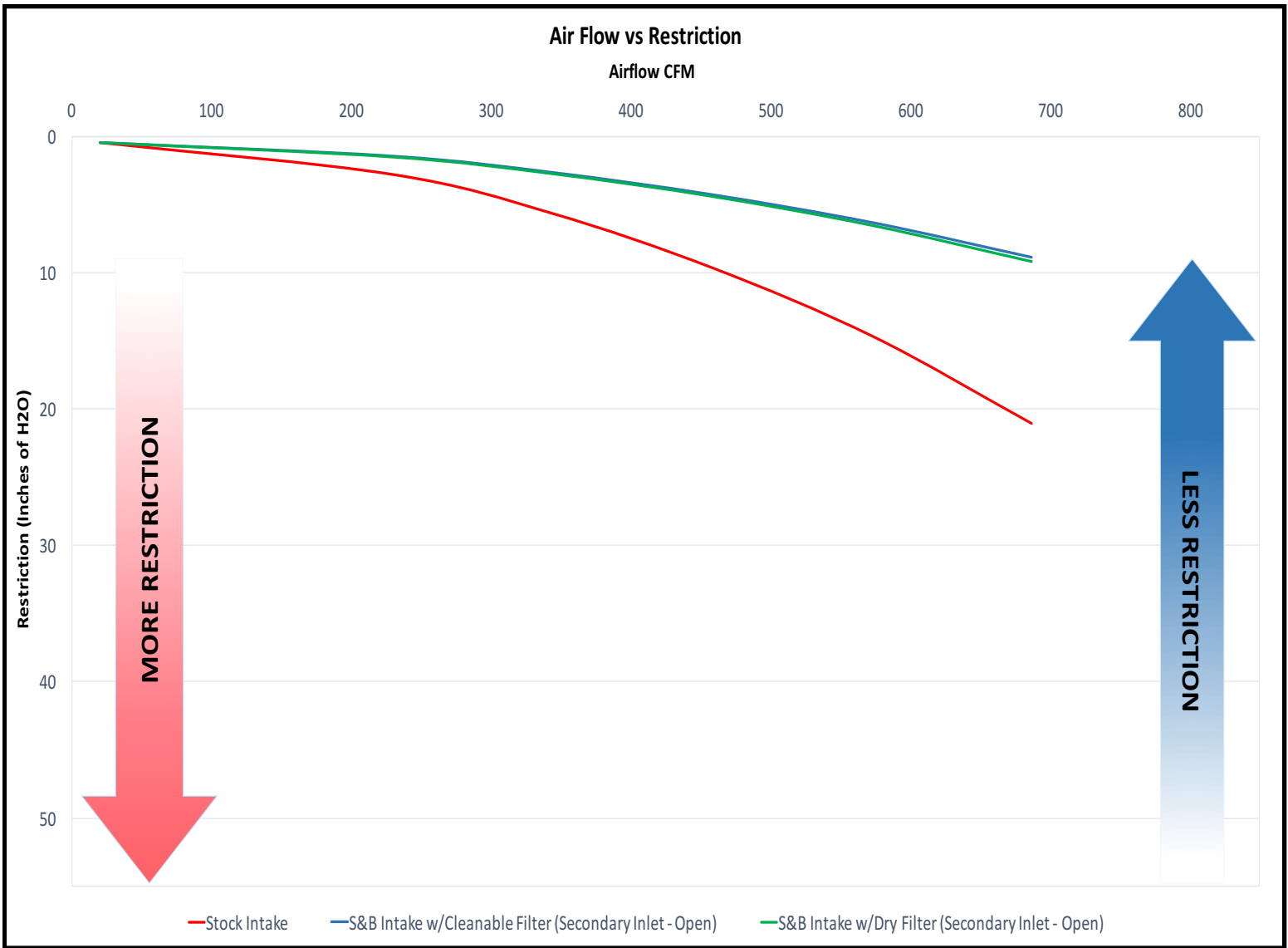
**FACT: S&B Protects Your Engine**

S&B tests at the highest rated CFM for your vehicle when determining the efficiency rate (amount of dust the filter stops), so that we can be sure that your engine will be protected.

Description	Efficiency Rate (tested @ 458 cfm)
Stock	99.86%
S&B Intake w/ Cleanable Filter	99.25%
S&B Intake w/ Dry Filter	99.64%

**WATCH OUT: Some Competitors Use the Same Efficiency Rates for Multiple Part Numbers.**

Many send one filter off to a lab to be tested at a low cfm and then publish this efficiency rate for all of their part numbers.



# Air Filter Restriction Test Report

Test #: 463  
Sample #: 1  
Filter #: 22845992  
Housing #:  
Date Code:

Operator: SD  
Report Date: 9/20/2017  
Filter Mfg.:  
Housing Mfg.:



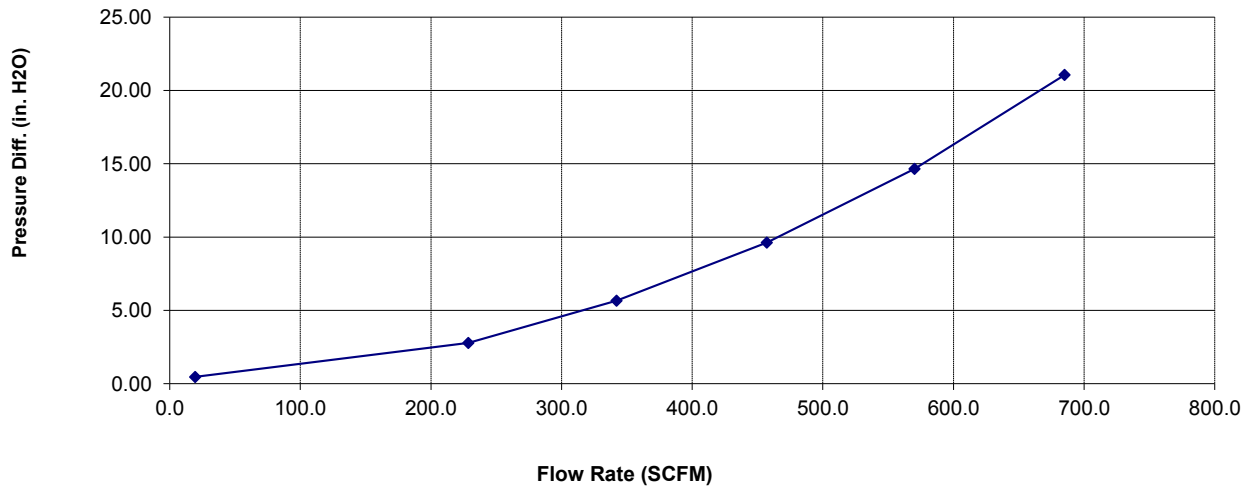
Test Description: STOCK INTAKE AND FILTER, NO SENSORS, NO CCV, AC DELCO# 22845992

## Test Conditions

Barometric Pressure: 28.82884 in. Hg  
Air Flow Type: SCFM  
Number of Pleats:  
Flow Direction:

Relative Humidity: 50 %  
Temperature: 68 deg. F  
Pleat Depth: in.

## Air Flow Curve



## Air Flow Curve Data

<u>Flow Rate</u>	<u>Differential Pressure</u>
20	0.46
229	2.79
342	5.66
457	9.63
570	14.66
685	21.06

# Air Filter Restriction Test Report

Test #: 463  
Sample #: 3  
Filter #: KF-1055  
Housing #: 75-5061  
Date Code:

Operator: SD  
Report Date: 9/20/2017  
Filter Mfg.:  
Housing Mfg.:



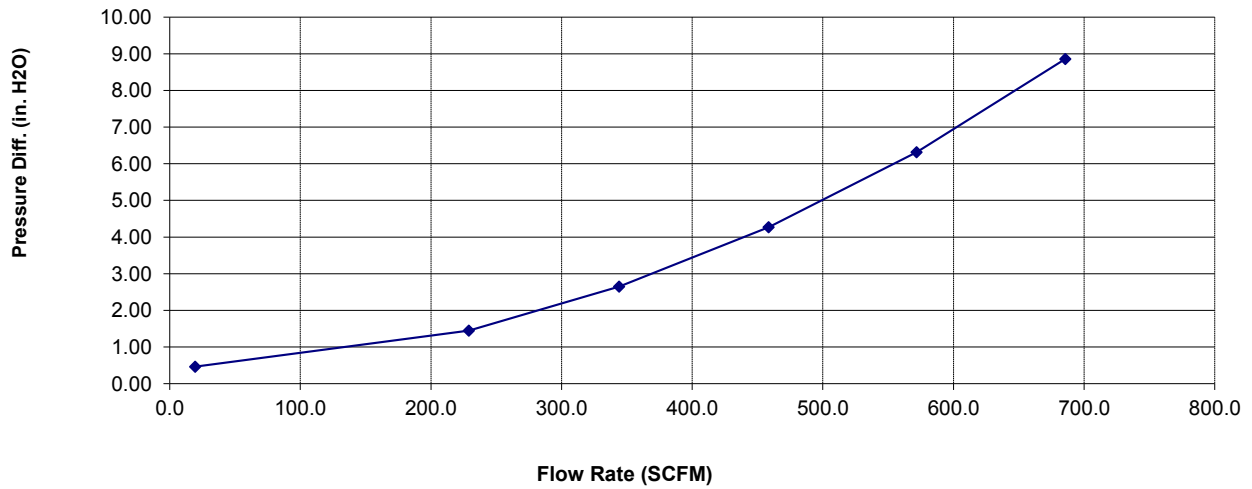
Test Description: 75-5061 PRODUCTION KIT, NO SENSORS, NO CCV, PLUG REMOVED, KF-1055

## Test Conditions

Barometric Pressure: 28.82947 in. Hg  
Air Flow Type: SCFM  
Number of Pleats:  
Flow Direction:

Relative Humidity: 50 %  
Temperature: 68 deg. F  
Pleat Depth: in.

## Air Flow Curve



## Air Flow Curve Data

<u>Flow Rate</u>	<u>Differential Pressure</u>
20	0.46
229	1.45
344	2.65
459	4.27
572	6.32
686	8.86

# Air Filter Restriction Test Report

Test #: 463  
Sample #: 4  
Filter #: KF-1055  
Housing #: 75-5061  
Date Code:

Operator: SD  
Report Date: 9/20/2017  
Filter Mfg.:  
Housing Mfg.:



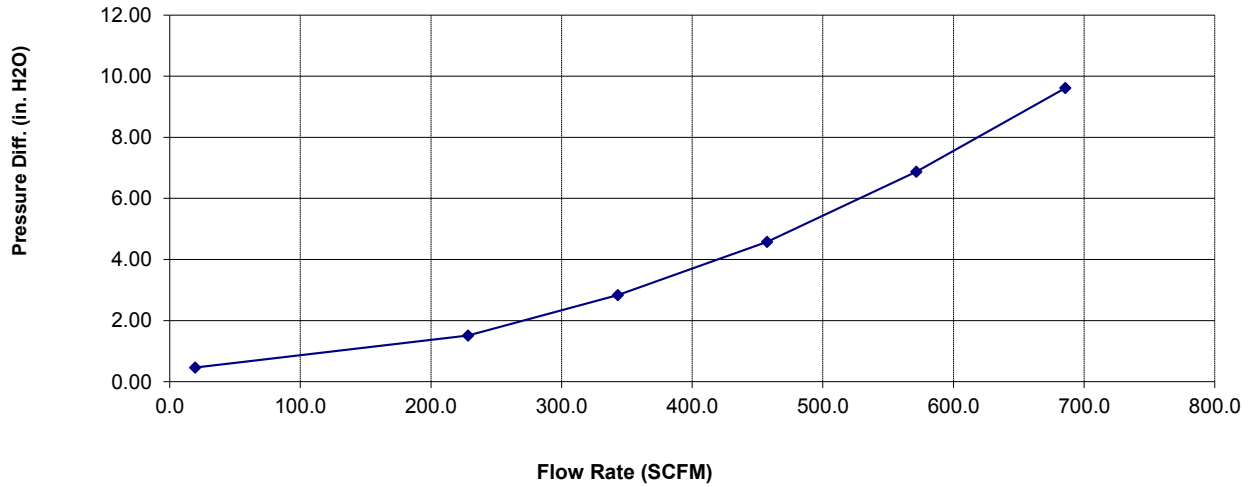
Test Description: 75-5061 PRODUCTION KIT, NO SENSORS, NO CCV, PLUG INSTALLED, KF-1055

## Test Conditions

Barometric Pressure: 28.8298 in. Hg  
Air Flow Type: SCFM  
Number of Pleats:  
Flow Direction:

Relative Humidity: 49 %  
Temperature: 67 deg. F  
Pleat Depth: in.

## Air Flow Curve



## Air Flow Curve Data

<u>Flow Rate</u>	<u>Differential Pressure</u>
20	0.46
229	1.51
343	2.83
457	4.58
572	6.87
686	9.61

# Air Filter Restriction Test Report

Test #: 463  
Sample #: 6  
Filter #: KF-1055D  
Housing #: 75-5061  
Date Code:

Operator: SD  
Report Date: 9/20/2017  
Filter Mfg.:  
Housing Mfg.:



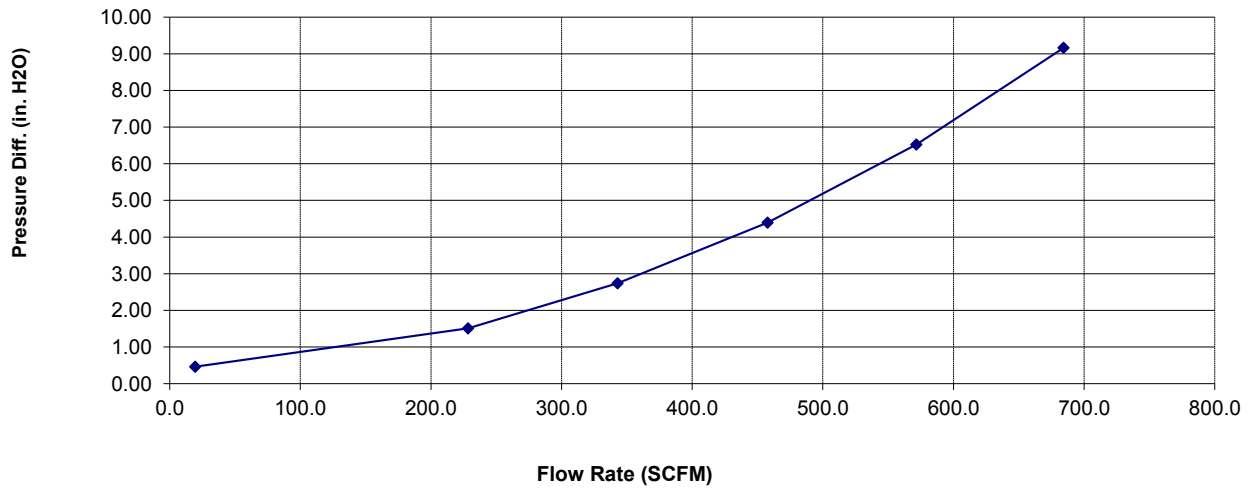
Test Description: 75-5061 PRODUCTION KIT, NO SENSOR, NO CCV, PLUG REMOVED, KF-1055D

## Test Conditions

Barometric Pressure: 28.74249 in. Hg  
Air Flow Type: SCFM  
Number of Pleats:  
Flow Direction:

Relative Humidity: 48 %  
Temperature: 68 deg. F  
Pleat Depth: in.

## Air Flow Curve



## Air Flow Curve Data

<u>Flow Rate</u>	<u>Differential Pressure</u>
20	0.46
229	1.51
343	2.74
458	4.39
572	6.52
684	9.16

# Air Filter Restriction Test Report

Test #: 463  
Sample #: 7  
Filter #: KF-1055D  
Housing #: 75-5061  
Date Code:

Operator: SD  
Report Date: 9/20/2017  
Filter Mfg.:  
Housing Mfg.:



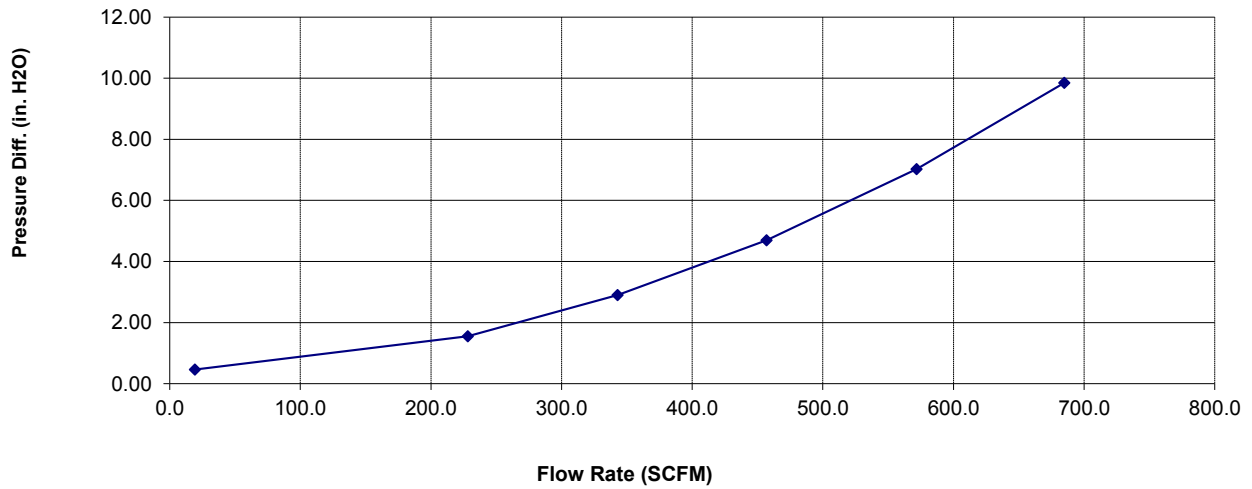
Test Description: 75-5061 PRODUCTION KIT, NO SENSOR, NO CCV, PLUG INSTALLED, KF-1055D

## Test Conditions

Barometric Pressure: 28.74044 in. Hg  
Air Flow Type: SCFM  
Number of Pleats:  
Flow Direction:

Relative Humidity: 48 %  
Temperature: 69 deg. F  
Pleat Depth: in.

## Air Flow Curve



## Air Flow Curve Data

<u>Flow Rate</u>	<u>Differential Pressure</u>
19	0.46
228	1.56
343	2.90
457	4.70
572	7.02
685	9.85

























