



Automotive & Powersports THE FACTS ABOUT YOUR INTAKE & AIR

ISO 5011 Tested to Make Sure You Maximize Airflow While Still Protecting Your Engine.

Part Number: 75-5060, 75-5060D
Description: Performance Intake Kit & Filter
Vehicle Applications: 2012 - 2017 Jeep Wrangler JK 3.6L

Test Date: 12/08/16
Test Report #: 1, 2, 3, 4, 5, 6, 7, 8, 9, 10

TECHNICAL BULLETIN

There is a lot of misinformation in the marketplace. S&B publishes specific test results for each of our intakes & filters as shown below, so you can make an informed decision. Remember, improving your airflow is only good if your engine is still protected. That's the S&B difference!

FACT: S&B Flows 46.78% Better than Stock

In tests performed in our climate controlled laboratory according to the ISO5011 Test Standard, S&B's intake kit (and filter) had significantly lower restriction (better airflow) than the stock intake system. See the graph on the next page.

WATCH OUT: Some competitors over state airflow.

If they state that their filter will flow, lets say 1000 cfm, without stating at what restriction level, they are trying to mislead you.

Description	% S&B Flowed Better than Stock (tested @ 325 cfm)
S&B Intake w/ Cleanable Filter (Hood Seal Installed and Primary Inlet - Open)	46.78%
S&B Intake w/ Cleanable Filter (Hood Seal Installed and Primary Inlet - Closed)	46.21%
S&B Intake w/ Cleanable Filter (Clear Lid Installed and Primary Inlet - Open)	43.09%
S&B Intake w/ Dry Filter (Hood Seal Installed and Primary Inlet - Open)	45.83%
S&B Intake w/ Dry Filter (Hood Seal Installed and Primary Inlet - Closed)	45.08%
S&B Intake w/ Dry Filter (Clear Lid Installed and Primary Inlet - Open)	41.67%

TEST CONDITIONS

Barometric Pressure	28.98
Airflow Setpoint	325 cfm
Relative Humidity	50
Temperature	70.2F
Type of Dust	ISO Coarse
Batch #	13099C
Dust Feed Rate (grams/minute)	9.2

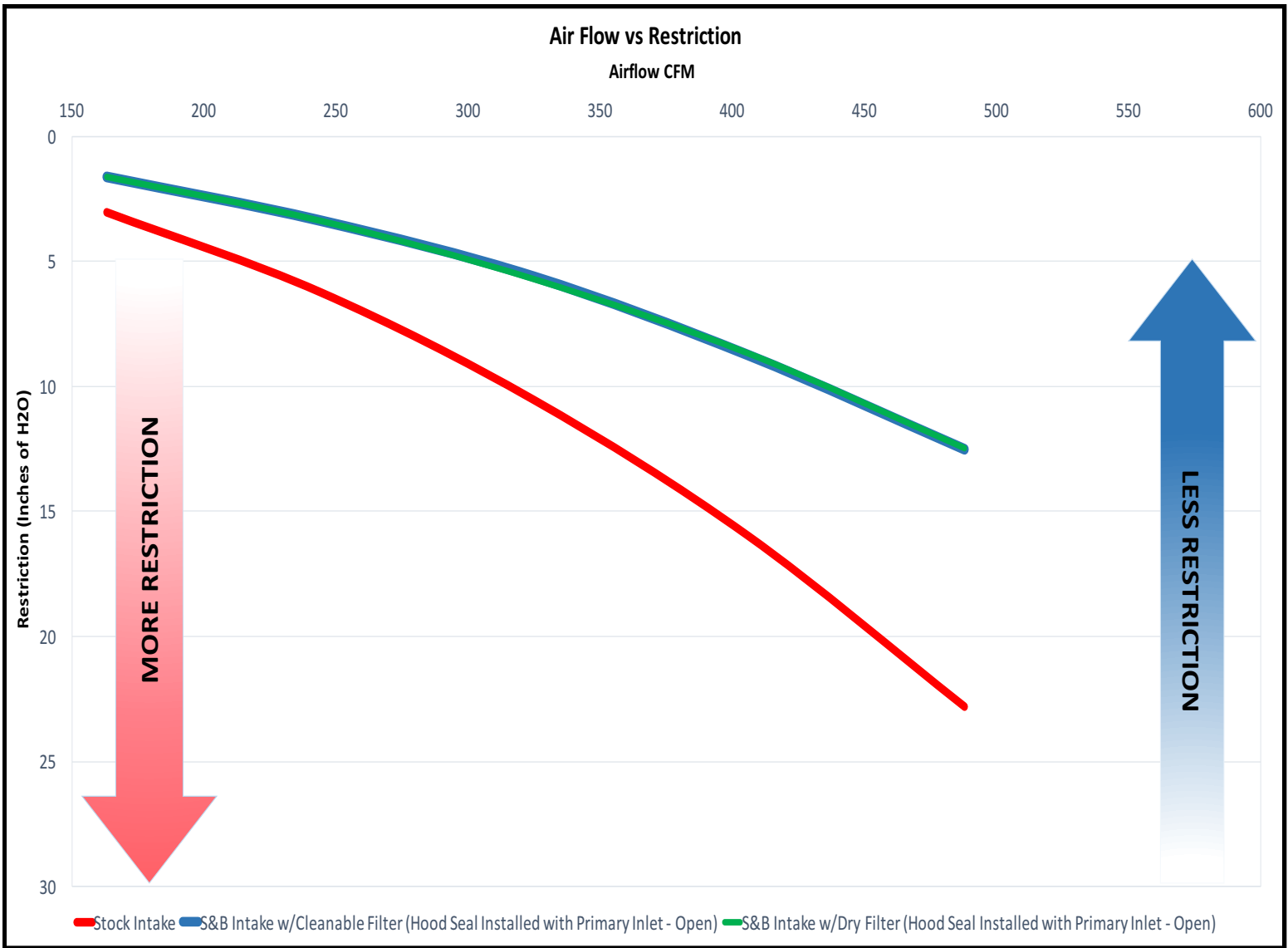
FACT: S&B Protects Your Engine

S&B tests at the highest rated CFM for your vehicle when determining the efficiency rate (amount of dust the filter stops), so that we can be sure that your engine will be protected.

Description	Efficiency Rate (tested @ 325 cfm)
Stock	99.72%
S&B Intake w/ Cleanable Filter	99.46%
S&B Intake w/ Dry Filter	99.74%

WATCH OUT: Some Competitors Use the Same Efficiency Rates for Multiple Part Numbers.

Many send one filter off to a lab to be tested at a low cfm and then publish this efficiency rate for all of their part numbers.



Air Filter Restriction Test Report

Test #: 441
Sample #: 1
Filter #: 68257791AA-001
Housing #:
Date Code:

Operator: SD
Report Date: 12/8/2016
Filter Mfg.:
Housing Mfg.:



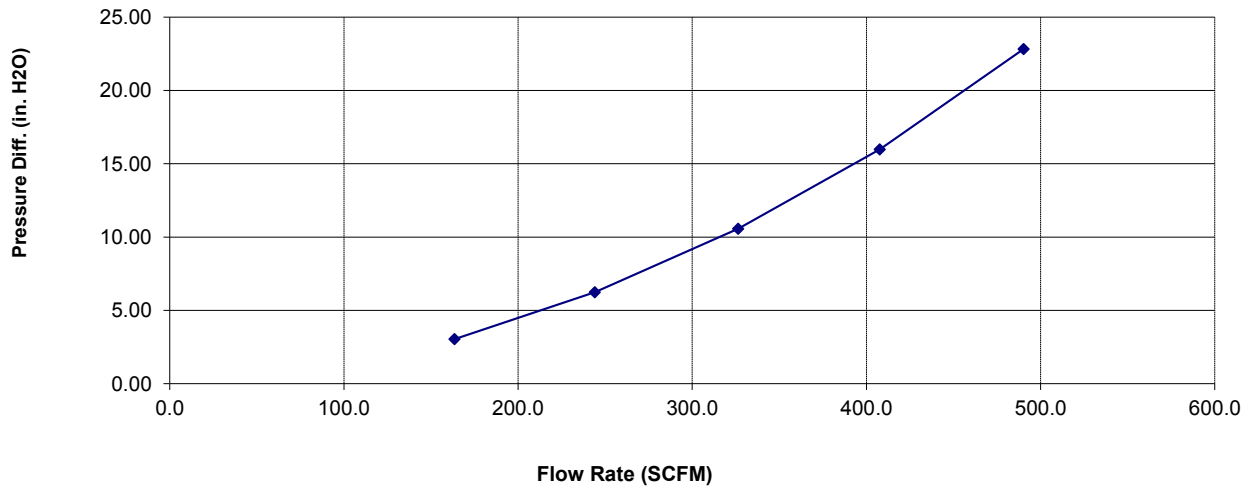
Test Description: STOCK INTAKE AND BOX, STOCK FILTER, NO CCV, NO SENSORS

Test Conditions

Barometric Pressure: 28.94329 in. Hg
Air Flow Type: SCFM
Number of Pleats:
Flow Direction:

Relative Humidity: 48 %
Temperature: 69 deg. F
Pleat Depth: in.

Air Flow Curve



Air Flow Curve Data

<u>Flow Rate</u>	<u>Differential Pressure</u>
164	3.04
244	6.24
326	10.56
408	15.99
490	22.83

Air Filter Restriction Test Report

Test #: 441
Sample #: 2
Filter #: 75-5060
Housing #: KF-1057
Date Code:

Operator: SD
Report Date: 12/8/2016
Filter Mfg.:
Housing Mfg.:



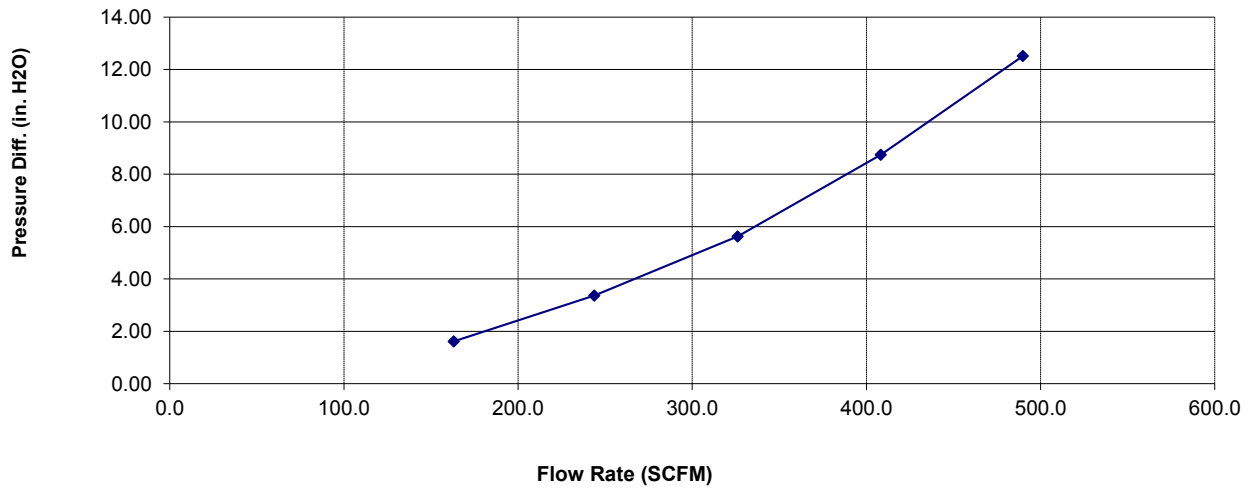
Test Description: 75-5060 PRODUCTION KIT, HOOD SEAL INSTALLED, AIR BOX PLUG REMOVED, NO CCV, NO SENSORS

Test Conditions

Barometric Pressure: 28.9354 in. Hg
Air Flow Type: SCFM
Number of Pleats:
Flow Direction:

Relative Humidity: 48 %
Temperature: 69 deg. F
Pleat Depth: in.

Air Flow Curve



Air Flow Curve Data

<u>Flow Rate</u>	<u>Differential Pressure</u>
163	1.62
244	3.37
326	5.62
408	8.75
490	12.52

Air Filter Restriction Test Report

Test #: 441
Sample #: 3
Filter #: KF-1057
Housing #: 75-5060
Date Code:

Operator: SD
Report Date: 12/8/2016
Filter Mfg.:
Housing Mfg.:



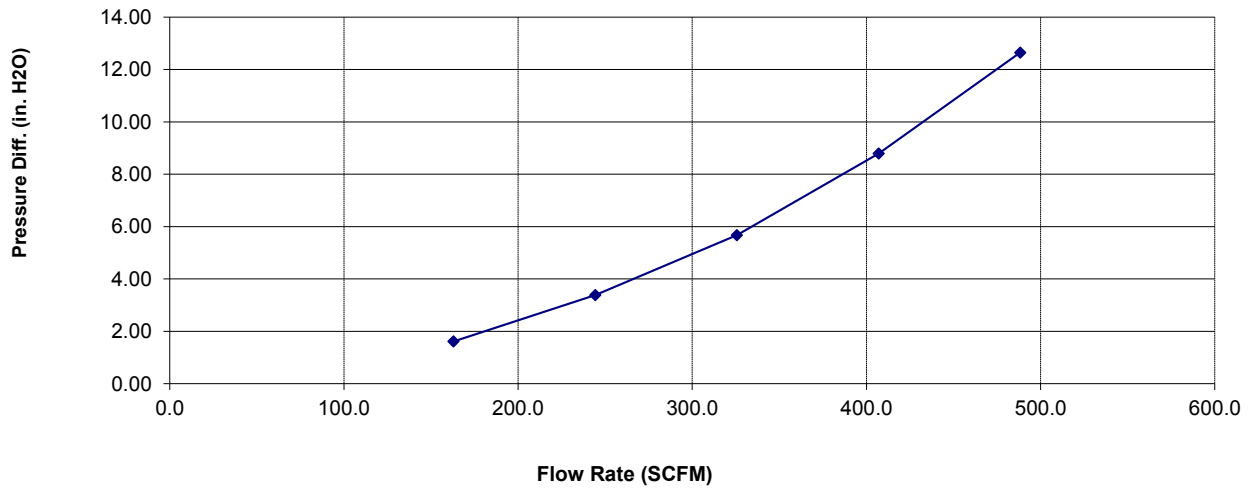
Test Description: 75-5060 PRODUCTION KIT, HOOD SEAL INSTALLED, AIR BOX PLUG INSTALLED, NO CCV, NO SENSORS

Test Conditions

Barometric Pressure: 28.93503 in. Hg
Air Flow Type: SCFM
Number of Pleats:
Flow Direction:

Relative Humidity: 47 %
Temperature: 69 deg. F
Pleat Depth: in.

Air Flow Curve



Air Flow Curve Data

<u>Flow Rate</u>	<u>Differential Pressure</u>
163	1.61
244	3.39
326	5.68
407	8.79
488	12.65

Air Filter Restriction Test Report

Test #: 441
Sample #: 4
Filter #: KF-1057
Housing #: 75-5060
Date Code:

Operator: SD
Report Date: 12/8/2016
Filter Mfg.:
Housing Mfg.:



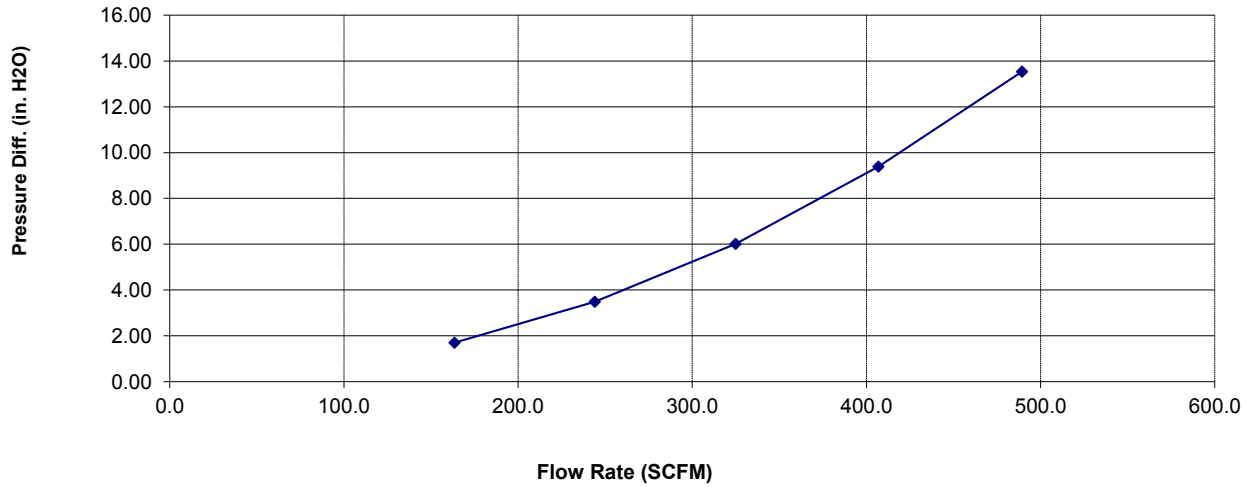
Test Description: 75-5060 PRODUCTION KIT, LID INSTALLED, AIR BOX PLUG REMOVED, NO CCV, NO SENSORS

Test Conditions

Barometric Pressure: 28.92693 in. Hg
Air Flow Type: SCFM
Number of Pleats:
Flow Direction:

Relative Humidity: 48 %
Temperature: 68 deg. F
Pleat Depth: in.

Air Flow Curve



Air Flow Curve Data

<u>Flow Rate</u>	<u>Differential Pressure</u>
164	1.70
244	3.49
325	6.01
407	9.39
489	13.54

Air Filter Restriction Test Report

Test #: 441
Sample #: 5
Filter #: KF-1057D
Housing #: 75-5060
Date Code:

Operator: SD
Report Date: 12/8/2016
Filter Mfg.:
Housing Mfg.:



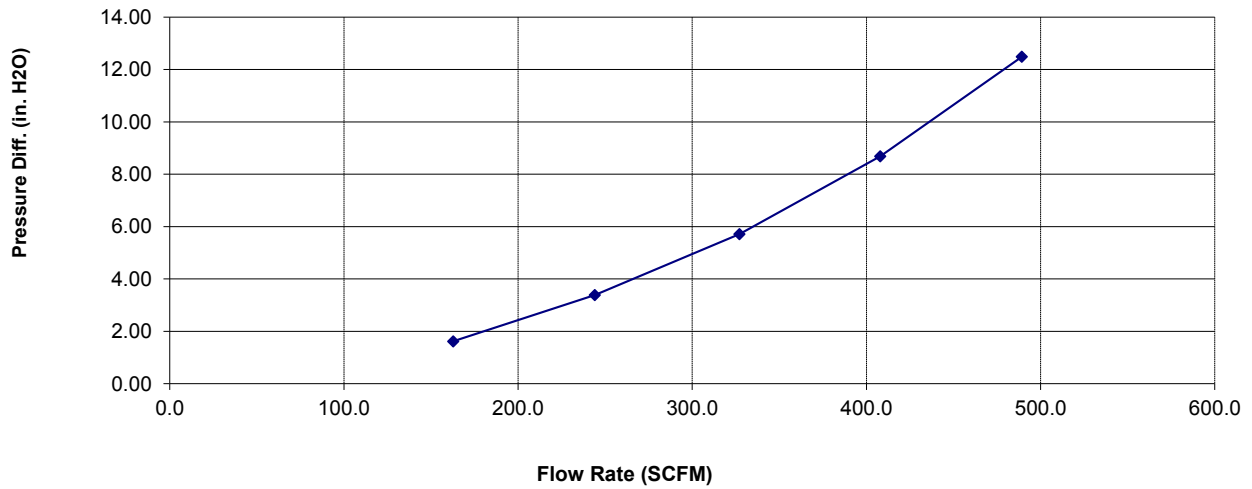
Test Description: 75-5060 PRODUCTION KIT, HOOD SEAL INSTALLED, AIR BOX PLUG REMOVED, NO CCV, NO SENSORS

Test Conditions

Barometric Pressure: 28.90646 in. Hg
Air Flow Type: SCFM
Number of Pleats:
Flow Direction:

Relative Humidity: 48 %
Temperature: 68 deg. F
Pleat Depth: in.

Air Flow Curve



Air Flow Curve Data

<u>Flow Rate</u>	<u>Differential Pressure</u>
163	1.62
244	3.38
327	5.72
408	8.69
489	12.49

Air Filter Restriction Test Report

Test #: 441
Sample #: 6
Filter #: KF-1057D
Housing #: 75-5060
Date Code:

Operator: SD
Report Date: 12/8/2016
Filter Mfg.:
Housing Mfg.:



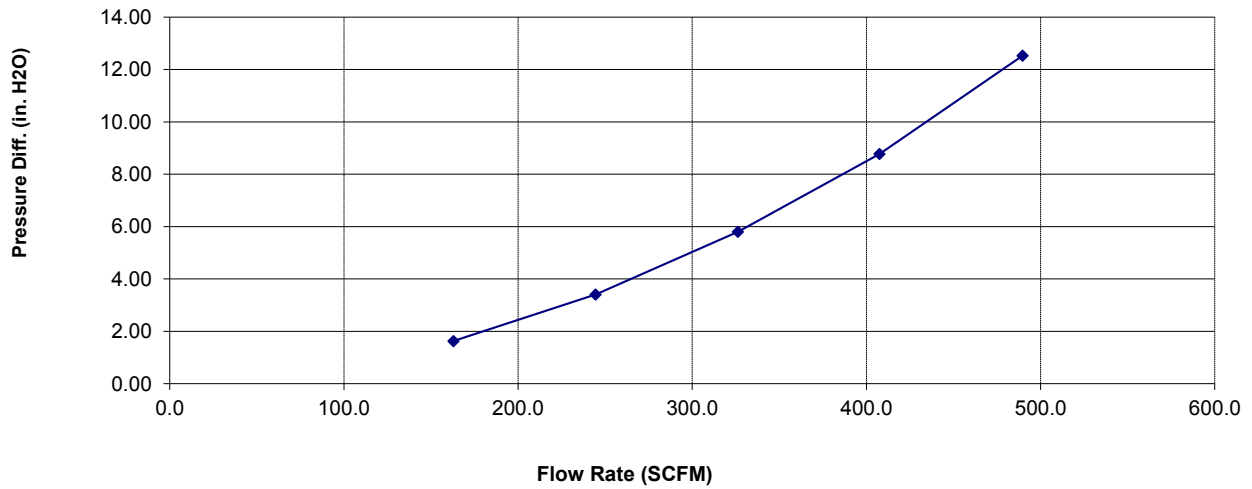
Test Description: 75-5060 PRODUCTION KIT, HOOD SEAL INSTALLED, AIR BOX PLUG INSTALLED, NO CCV, NO SENSORS, KF-1057D

Test Conditions

Barometric Pressure: 28.9045 in. Hg
Air Flow Type: SCFM
Number of Pleats:
Flow Direction:

Relative Humidity: 48 %
Temperature: 68 deg. F
Pleat Depth: in.

Air Flow Curve



Air Flow Curve Data

<u>Flow Rate</u>	<u>Differential Pressure</u>
163	1.63
245	3.41
326	5.80
408	8.77
490	12.53

Air Filter Restriction Test Report

Test #: 441
Sample #: 7
Filter #: KF-1057
Housing #: 75-5060
Date Code:

Operator: SD
Report Date: 12/8/2016
Filter Mfg.:
Housing Mfg.:



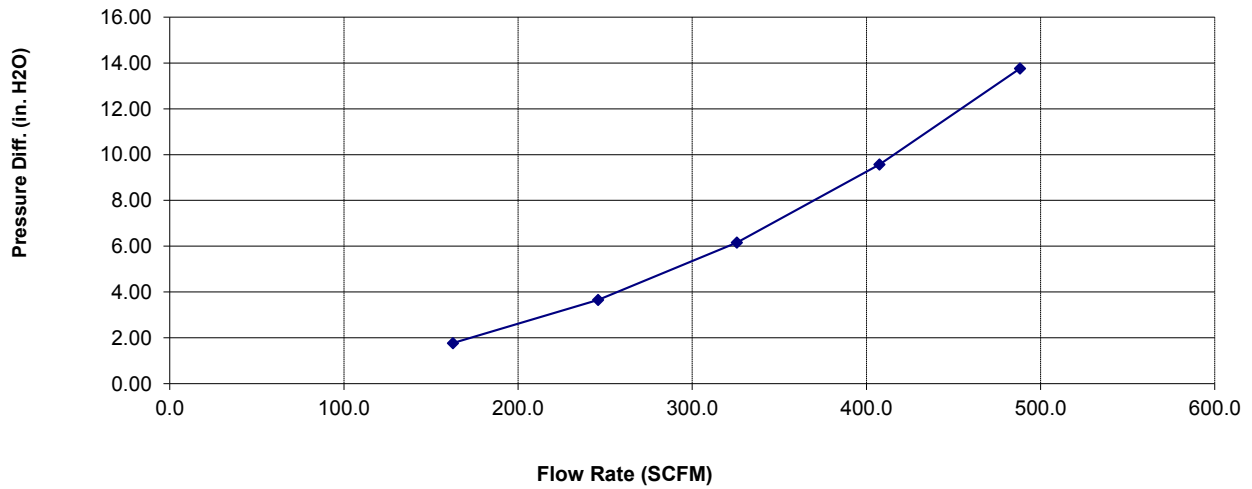
Test Description: 75-5060 PRODUCTION KIT, LID INSTALLED, AIR BOX PLUG REMOVED, NO CCV, NO SENSORS

Test Conditions

Barometric Pressure: 28.90834 in. Hg
Air Flow Type: SCFM
Number of Pleats:
Flow Direction:

Relative Humidity: 48 %
Temperature: 68 deg. F
Pleat Depth: in.

Air Flow Curve



Air Flow Curve Data

<u>Flow Rate</u>	<u>Differential Pressure</u>
163	1.77
246	3.65
326	6.16
408	9.57
488	13.77





2012 JEEP
WRANGLER JK
3.6L









ALL MEDIA
PARTICLE SEPARATION

FILTERS

1000





Thermostat

CAUTION

ULTRASONIC
SOUND





