



# 62550 MODULE INSTALLATION GUIDE

— 2019–2023 —

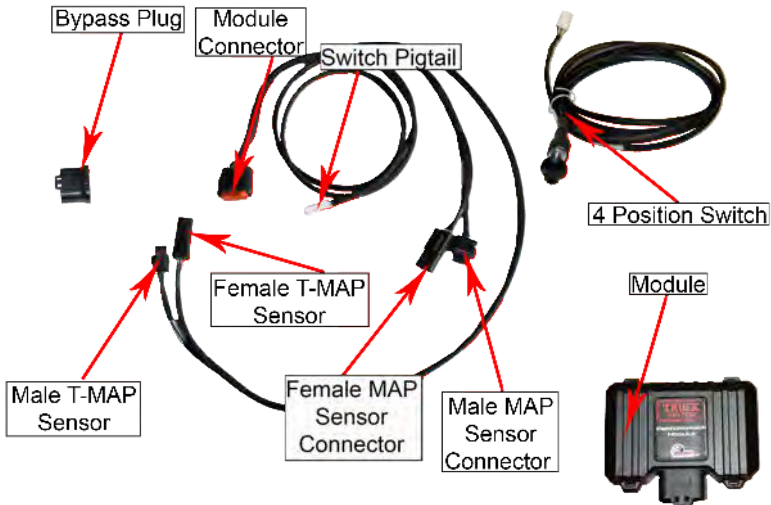
FORD 2.3L ECOBOOST

UP TO 45HP GAIN  
1-3 MPG FUEL SAVINGS




[AGDIESELSOLUTIONS.COM](http://AGDIESELSOLUTIONS.COM)

YouTube 



**A bypass plug is included with the module for potential troubleshooting. Install bypass plug in module connector to return vehicle to stock functionality if needed**



**Make sure to push completely together until connector snaps when using bypass plug.**

## For Tech Support Please Call 812-618-9168

PSI Power recommends removing the Ag Diesel Solutions module before any warranty work is performed on the piece of equipment the module is installed on.

Adjustable on the fly

- Position 1- Stock (counter clockwise)
- Position 2- Low- up to 15HP
- Position 3- Medium- Up to 30HP
- Position 4- High- Up to 45HP
- Position 1- Switch far left
- Position 4- Switch far right



**Module switch can be ran inside the cab for easy performance adjustment. Module switch can be secured in engine bay if desired. Module will default to HIGH setting if switch is not connected**

<sup>A</sup>NOT FOR USE IN CALIFORNIA<sup>A</sup>


<sup>A</sup>MODULE DOES NOT BYPASS, DELETE, OR DEFEAT ANY EMISION CONTROL SYSTEMS<sup>A</sup>

<sup>A</sup>If installation assistance is needed, Ag Diesel Solution<sup>®</sup> is not responsible for any cost associated with third party installation.


## 19-23 2.3L EcoBoost Engine Installation Instructions

- 1) Remove the radiator dust cover to gain access to T-MAP sensor.



**Note:** Do not need to remove cover on Bronco.



- 2) With the cover removed, locate the MAP & T-MAP Sensors. The MAP Sensor can be found on top of the intake manifold. The T-MAP Sensor can be found near the throttle body inlet.



# Location of sensors on Bronco



3) Disconnect the stock male MAP sensor connector.



4) Utilize the portion of the Ag Diesel Solutions harness labeled **MAP**. Connect the male connector to the MAP Sensor. Then connect the ADS female connector to the stock male MAP Sensor connector.



- 5) Disconnect the stock male T-MAP Sensor connector from the T-MAP Sensor.



- 6) Utilize the portion of the Ag Diesel Solutions harness labeled **T-MAP**. Connect the male connector to the T-MAP Sensor. Then connect the female connector to the stock male T-MAP Sensor connector.



- 7) Remove the bypass plug from the Ag Diesel Solutions harness, and plug the harness into the module.


**Note: Keep the bypass plug for potential troubleshooting.**



- 8) Mount the module box in a safe location using the zip ties to secure the wires and module away from any extreme heat and moving parts. **Note: Mounting the module with the connector down will help prevent moisture from collecting into the module connector.**



- 9) Connect module switch harness. Based on preference, the module switch can be secured in the engine compartment near the module or it can be routed into the cab. If mounting in the cab, route the Switch through the firewall and connect to the module harness.



For any  
questions on  
this installation  
please call Tech  
Support at  
812.618.9168





**AG/ DIESEL SOLUTIONS**  
FARM SMART. FARM EFFICIENT.

## Why Ag Diesel Solutions Modules ?

*Saving More Fuel Per Hour with 10-20% Returns  
Getting More Done -- Up to 30% More Horsepower and Torque*

*No Programming of the Factory ECM or Changes to Fuel Pressure*

*Linear Based Load Technology - Only Giving Power when You Need It*

*Peace of Mind with USA Based Tech Support and  
a 30 Day Money Back Guarantee*

*No Loss of Product Benefits if Factory Tuning is Required  
Reduce Downtime - Install Yourself - No Tech Needed*

*Transferable to New Machines with Same Engine  
Does Not Defeat or Delete Any Engine Components*

*Quality Manufacturing to Withstand a LIFETIME on the Farm*



**AgDieselSolutions.com**

Engineered, Manufactured, Tested and Proven in the

**U.S.A**



**AG** / **DIESEL**  
**SOLUTIONS**  
FARM SMART. FARM EFFICIENT.

# THIS IS A HIGH PERFORMANCE PRODUCT. USE AT YOUR OWN RISK.

Do not use this product until you have carefully read the following agreement. This sets forth the terms and conditions for the use of this product. The installation of this product indicates that the BUYER has read and understands this agreement and accepts its terms and conditions

## DISCLAIMER OF WARRANTY AND LIMITATION OF LIABILITY

PSI Power, Inc and its successors, distributors, jobbers, and dealers (hereafter "SELLER") shall in no way be responsible for the product's proper use and service. It is the installer's responsibility to check for proper installation and if in doubt, contact the manufacturer. The SELLER assumes no liability regarding the improper installation or misapplication of its products. BUYER ACKNOWLEDGES IT HAS HAD THE OPPORTUNITY TO FULLY INSPECT THE PRODUCT. ACCORDINGLY, BUYER ACKNOWLEDGES THAT THE PRODUCT IS BEING SOLD IN "AS IS/WHERE IS" CONDITION AND WITH ALL FAULTS. EXCEPT AS OTHERWISE PROVIDED HEREIN, THERE ARE NO EXPRESS WARRANTIES WITH RESPECT TO THE GOODS, AND ALL IMPLIED WARRANTIES, INCLUDING BUT NOT LIMITED TO, IMPLIED WARRANTIES OF FITNESS FOR A PARTICULAR PURPOSE AND MERCHANTABILITY ARE LIKEWISE HEREBY EXPRESSLY AND FULLY DISCLAIMED. SELLER SHALL NOT BE HELD LIABLE FOR SPECIAL, INDIRECT, INCIDENTAL OR CONSEQUENTIAL DAMAGES OF ANY NATURE WITH RESPECT TO THE PRODUCTS (INCLUDING, WITHOUT LIMITATION, LOST PROFITS, LOST SALES, LOSS OF PRODUCTION, PROPERTY DAMAGE, PERSONAL INJURY OR LOSS OR DAMAGE RESULTING FROM INTERRUPTION OR FAILURE IN OPERATION OF THE PRODUCTS) AND BUYER HEREBY EXPRESSLY WAIVES AND DISCLAIMS ALL SUCH LIABILITY CLAIMS. THE BUYER ACKNOWLEDGES AND AGREES THAT THE DISCLAIMER OF LIABILITY CONTAINED HEREIN IS A MATERIAL TERM OF THE SALE OF THE PRODUCT AND, TO THE FULLEST EXTENT PERMITTED BY LAW, BUYER SHALL DEFEND, INDEMNIFY AND HOLD SELLER HARMLESS FROM ANY AND ALL CLAIMS, DEMANDS, CAUSES OF ACTION, CONTROVERSIES, LIABILITIES, FINES, LOSSES, COSTS AND EXPENSES (INCLUDING, BUT NOT LIMITED TO ATTORNEYS' FEES, EXPERT WITNESS EXPENSES AND LITIGATION EXPENSES) ARISING FROM OR RELATED TO SELLER'S PRODUCTS.

## LIMITED 3 YEAR WARRANTY

PSI Power, INC. (hereafter "SELLER") warrants that the product supplied shall conform to SELLER's specifications and shall be free from defects in design, material or workmanship for 3 years to the original BUYER. This warranty shall not be extended, transferred, assigned or varied except by a written instrument signed by SELLER and BUYER. Products that have been returned to SELLER during the warranty period and accompanied by a dated proof of purchase receipt, with shipping and handling paid by the BUYER, and found to be defective in design, material, or workmanship, in SELLER's sole discretion, may be repaired or replaced at SELLER's option and cost. All warranty claims hereunder are subject to approval by SELLER upon examination of the product. If the product is found not to be defective by SELLER, the product may be returned to BUYER at BUYERS cost. Under no circumstances shall the SELLER be liable for any labor charged or travel time incurred in diagnosis for defects, removal, or reinstallation of this product or any other expenses. This warranty is void on any products that show evidence of misapplication, negligence, improper installation, abuse, lack of proper maintenance or alteration from its original design.

IN THE EVENT THAT THE BUYER DOES NOT AGREE WITH THIS AGREEMENT, THE BUYER MAY PROMPTLY RETURN THIS PRODUCT, IN A NEW AND UNUSED CONDITION, IN THE ORIGINAL PACKAGING, WITH A DATED PROOF OF PURCHASE, TO THE PLACE OF PURCHASE WITHIN (30) DAYS FROM THE DATE OF PURCHASE FOR A FULL REFUND. THE INSTALLATION OF THIS PRODUCT INDICATES THAT THE BUYER HAS READ AND UNDERSTANDS THIS AGREEMENT AND ACCEPTS ITS TERMS AND CONDITIONS

Effective 11/1/2022



- UP TO 30% HORSEPOWER INCREASE
- UP TO 10%–20% IN FUEL SAVINGS
- DOES NOT FLASH THE FACTORY ECM
- FIELD TESTED & DYNO PROVEN
- PLUG & PLAY INSTALLATION

Performance Electronics for Agriculture, Forestry, Construction, Pick-Up Trucks, Medium Duty Trucks, RVs, Heavy Duty Semis , and more!



LEARN MORE: [AGDIESELSOLUTIONS.COM](http://AGDIESELSOLUTIONS.COM)

