



***DOWNLOAD COLOUR
INSTALL MANUALS AT
www.bddiesel.com***





L5P Fuel Injector Pigtail

1050457 Injector Pigtail for 2017-2023 L5P

These pigtails are compatible with all of the fuel injectors of the L5P

Kit Contents

1500457	1210365
	
Harness; L5P Injector Pigtail	Butt Connector
Qty: 1	Qty: 2

Introduction

The L5P Fuel Injector Pigtail Replacement kit is meant to replace your current injector pigtails, whether they have failed or you wish to replace them so they do not hit their failing point.

Tools Required for Installation

- Wire Stripping Tool
- Wire Crimping Tool
- Heat Gun


Installation

Removal of Old Pigtail

Disconnect both vehicle batteries before installation for safety.

Only right side is shown

Remove covers



Find desired pigtail

Note:

Even # injectors on driver's side

Odd # injectors on passenger's side



Disconnect old pigtail connector from injector and cut pigtail off of wiring harness.

Note:

May need to pull wire harness tape back a bit.

Demonstration is done outside of vehicle for clarity.




Installation of new Pigtail

1. Attach new pigtail(1500457) to wire harness with butt connectors(1210365) using stripping tool, crimping tool, and heat gun

Note:

Wire polarity is not a concern.



2. Connect new pigtail to injector



Wiring Diagram (OR) Kit Layout

