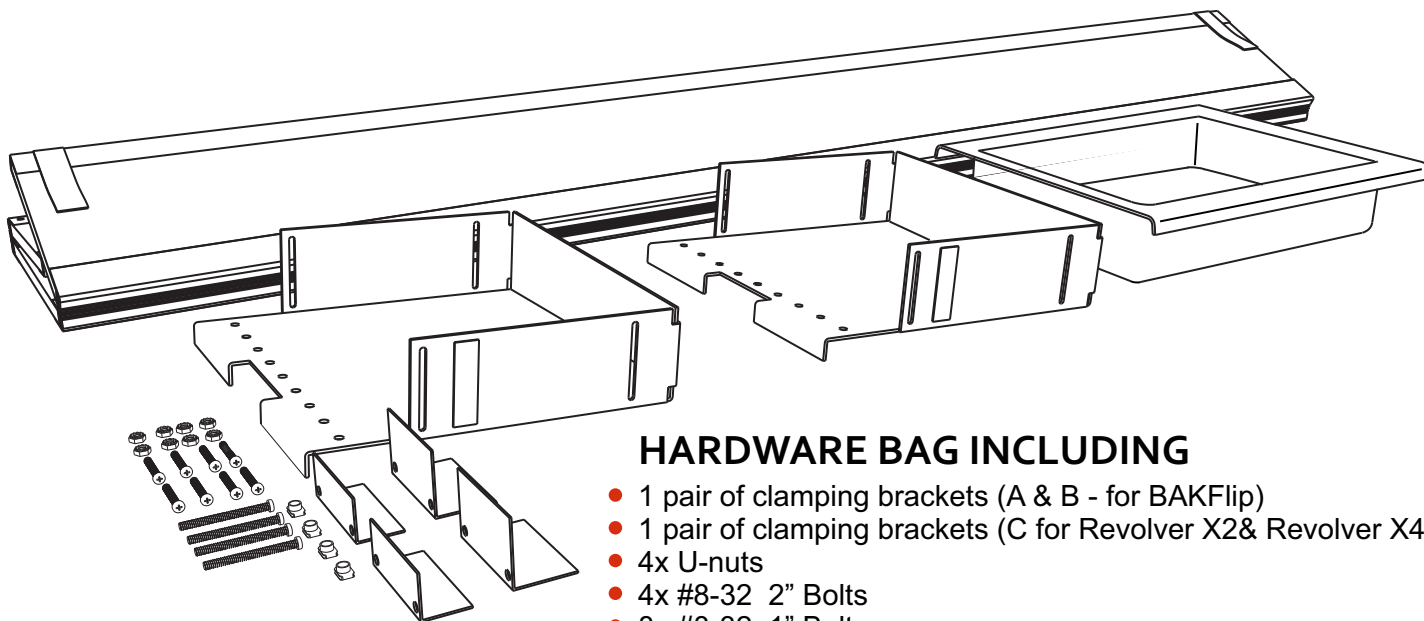


Any damaged or missing parts?

Parts will be shipped to you directly. Call 844-779-8986 Mon - Fri 8:30 am - 7 pm EST or email support@bakindustries.com



HARDWARE BAG INCLUDING

- 1 pair of clamping brackets (A & B - for BAKFlip)
- 1 pair of clamping brackets (C for Revolver X2& Revolver X4)
- 4x U-nuts
- 4x #8-32 2" Bolts
- 8x #8-32 1" Bolts
- 8x Lock Nuts

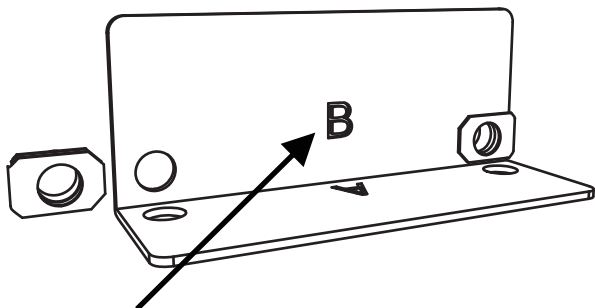
TOOLS RECOMMENDED

- Phillips screwdriver
- 11/32" wrench

PARTS INCLUDED IN YOUR KIT

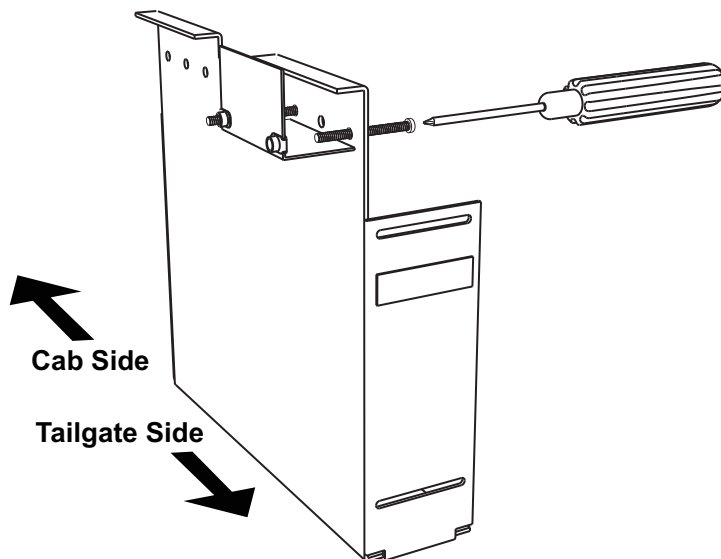
- 1x 3-sided folding panels
- 2x large end plates
- 1x sliding tray

- 1** Install U-nuts onto clamping bracket, the threaded section faces outward.



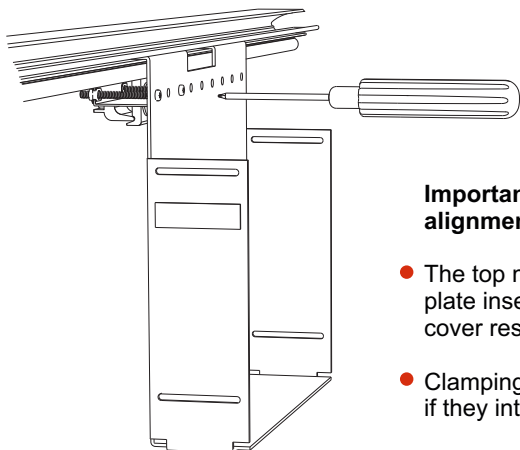
- BAKFlip: Install on side marked- B
- RevolverX2 & Revolver X4: Install on side marked- C

- 2** Assemble the clamping bracket loosely to the large end plates, for both passenger and driver sides.



3

Install the large end plates onto the rails.
Do not fully tightening for future alignment.

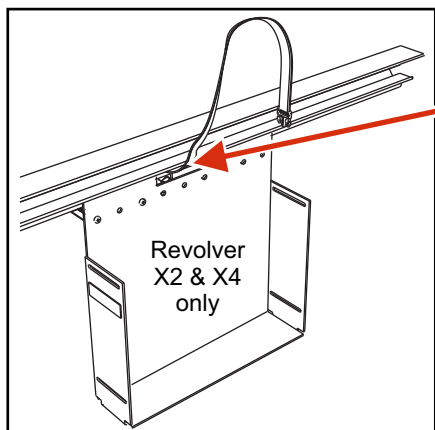
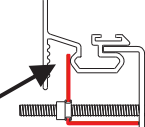
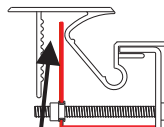


Important considerations for alignment of the large end plates:

- The top mounting flange of the large end plate inserts into the rail just below the cover resting surface.
- Clamping brackets may have to be moved if they interfere with rail clamps.

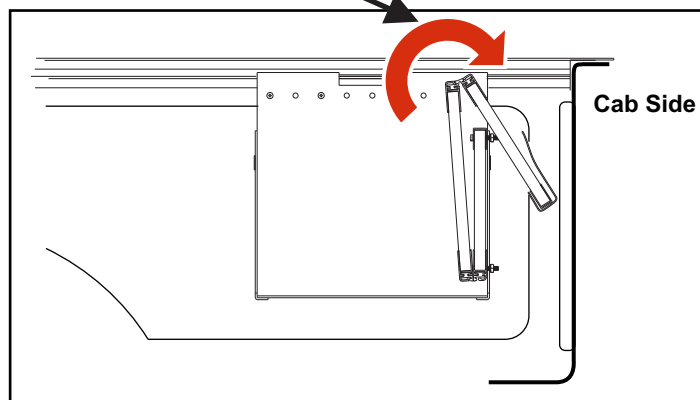
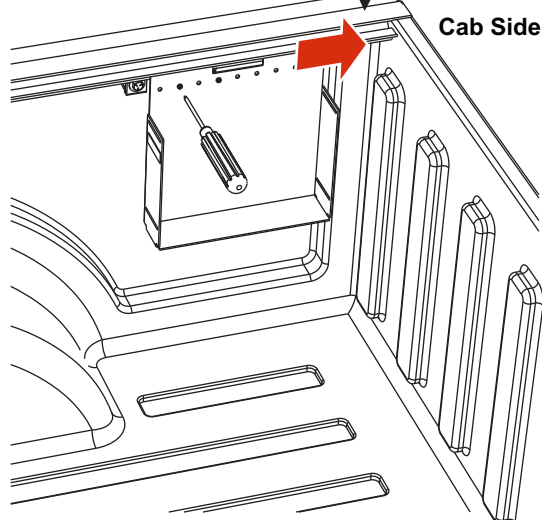
• Finished installation with Revolver X2 & X4 rail.

• Finished installation with BAKFlip rail.

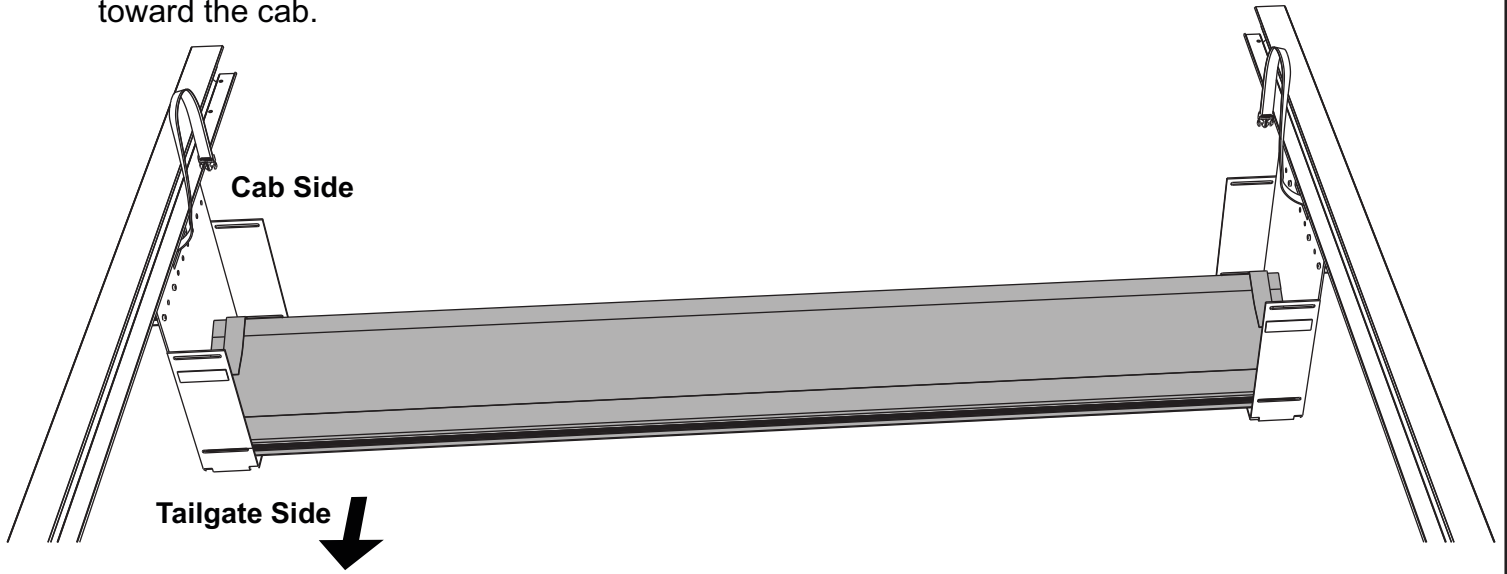


• **Revolver X2 & X4 only:** The tie-down strap threads through the top slot of the large end plates.

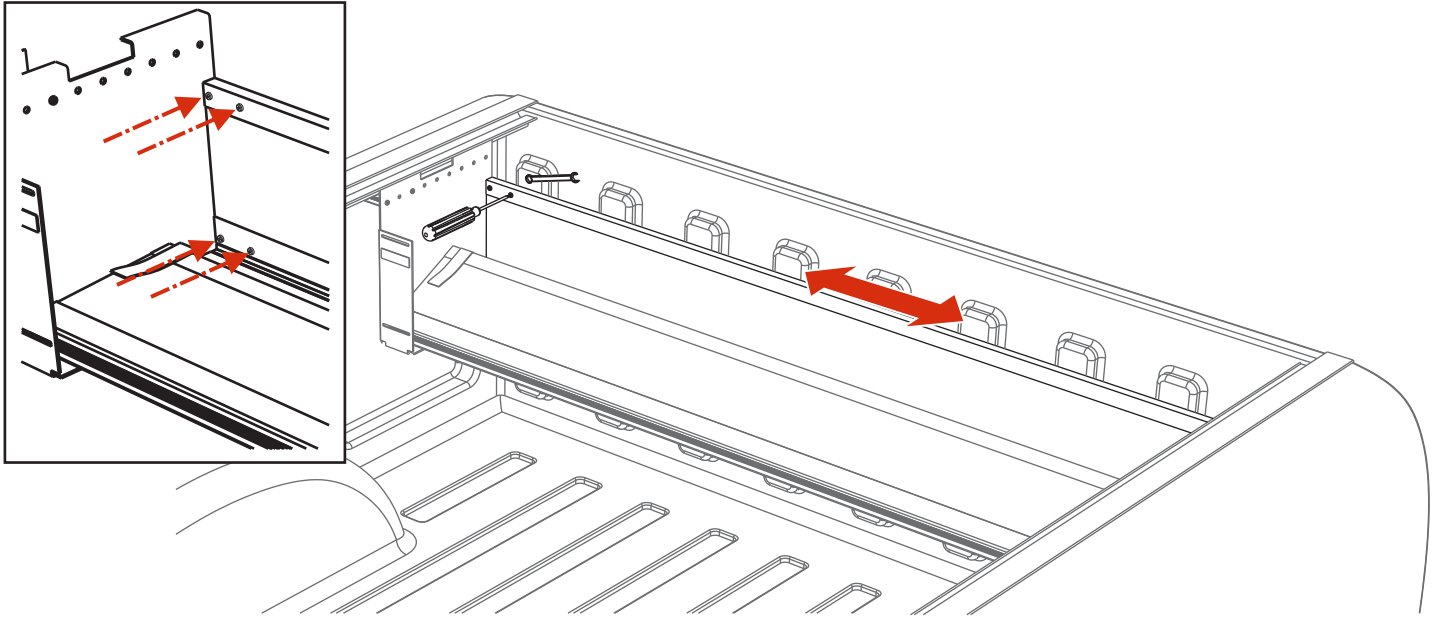
- Recommended position is all the way forward toward the cab. With consideration for space to stow the folded Box.



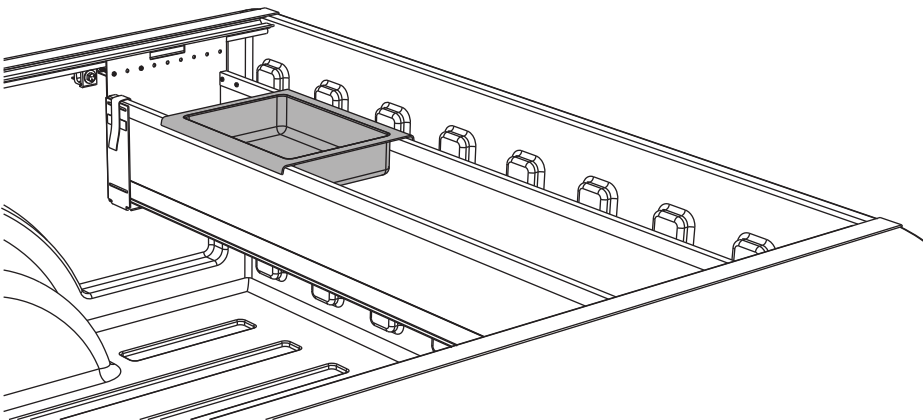
- 4** Place the 3-sided folded panels into the mounted large end plates. The side with hook & loop fastener strips unfolds towards the tailgate, while the side with pre-drilled holes will fold up toward the cab.



- 5** Install the 1" bolts and nuts to mount the cab side panel to the large end plates. 4 bolts and nuts each side, top and bottom, utilizing the large end plate slots. Center the box panels.

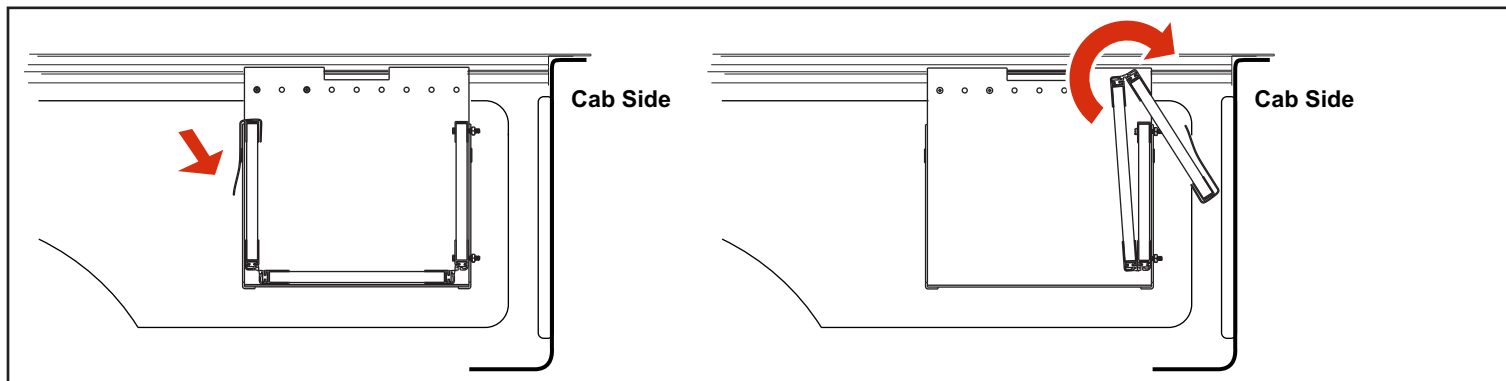


- The sliding tray rests on the top of the box sides.



Product Operation

- The weight rating is an evenly distributed 250 lbs.
- When folded, the Box stows into the space towards the Cab.
- To secure the Box in the open position make use of the provided hook & loop straps.
- To secure the Box in the folded position, simply fold over the top toward the cab.



Care and Maintenance

BAKBox Utility Box's are made from durable FRP (Fiberglass Reinforced Polymer) with EPS core and frames of aircraft grade aluminum with a black powder coating. Requiring only simple care to ensure a long life and great looks.

Cleaning

Standard automotive soap and water with a soft sponge or cloth is recommended for cleaning. Shammy dry to keep the finish polished and brilliant. Wax is NOT recommended as it tends to fill in cracks and crevices, which may affect the textured panel finish. Do NOT use any harsh cleaners or abrasives.

Maintenance

It is recommended that you periodically check your BAKBox to ensure it is securely attached to the large and plates with the provided hardware. Inspect the clamping brackets to ensure they were properly installed and have not come loose or been knocked out of adjustment during operation. Boxes that are used with high frequency or that are subject to vibrations and impact from roadways can cause the Box to require periodic adjustment and tightening.

Warranty

BAK warrants your BAKBox to be structurally free from defects in material and workmanship for a period of 1 year from the retail date of purchase. Warranty is nontransferable and applies to the original purchaser of the BAK product only.

BAK reserves the right to determine whether a product needs to be repaired or replaced. No labor or service allowance is given or implied. The warranty will be void if the product has been damaged by accident, unreasonable use, neglect, improper service/installation/removal, modifications, acts of God, or normal wear and tear or other causes not arising out of defective materials or workmanship. BAK assumes no liability for injury, loss, incidental or consequential damages. BAK reserves the right to substitute an entire replacement system or provide other remedies than those listed in this warranty for discontinued products or other reasons. Shipping charges will apply for any repair or replacement.

BAK is committed to providing you with our best service at all times. Please feel free to contact us should you require any assistance with your BAK product.