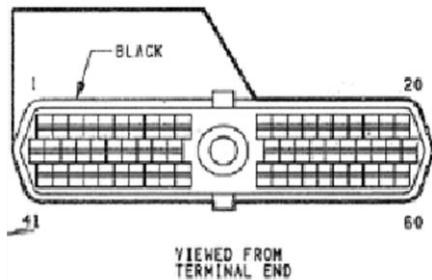




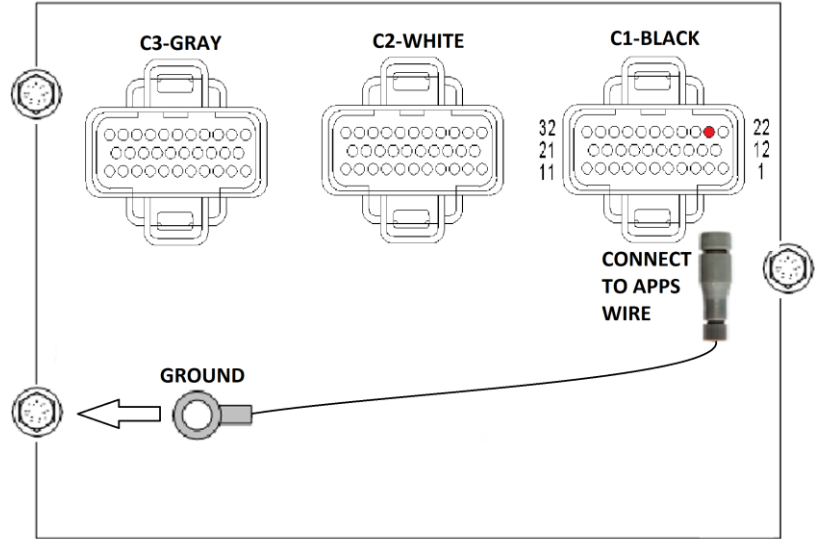
Click here to: [Check out the installation video on YouTube!](#) Or type into YouTube: Install Video - BD APPS Noise Isolator

1994-95 Dodge Vehicles



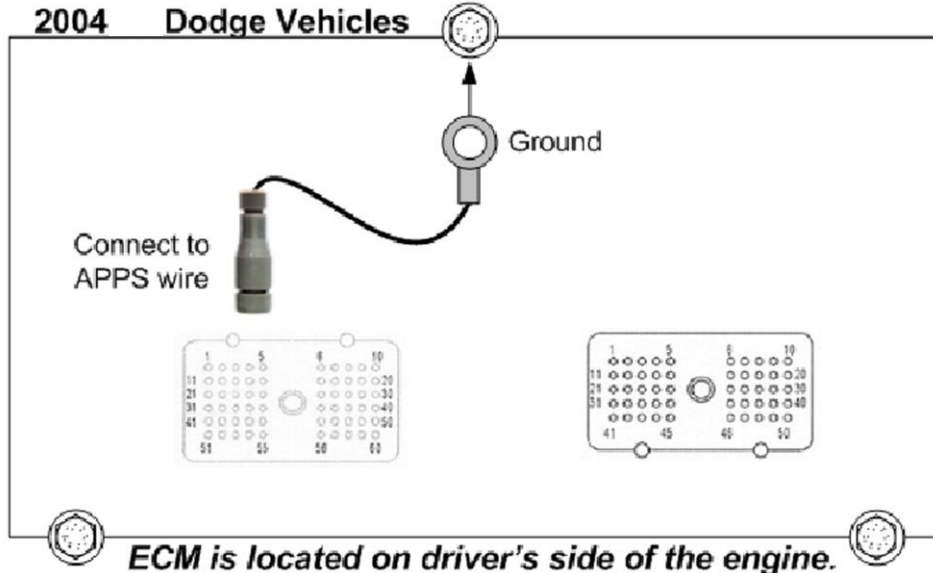
PCM Located on the passenger side firewall

1996-2003 Dodge Vehicles





PCM is located on passenger side firewall.

2004 Dodge Vehicles



ECM is located on driver's side of the engine.



APPS WIRING

| Year | Engine | Pin # | OEM Wire Color | Connector |
|---------|------------|-----------|------------------|-----------|
| 1994-95 | 5.9 diesel | 22 | Orange/Dark Blue | |
| 1996-03 | 5.9 diesel | 23 | Orange/Dark Blue | C1-BLACK |
| 1999-03 | 8.0L gas | 23 | Orange/Dark Blue | C1-BLACK |
| 2004 | 5.9 diesel | 14 | Brown/White | 60 PIN |

Connect the apps filter to the specified wire using the supplied Posi-Tap™. Connect the ring terminal on the apps filter to the nearest ground point.